

# FAYLOK


























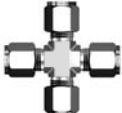



























## 管接头 **Tube Fittings**

高精度阀门管件系列



<http://www.faylok.com>

目录

卡套直通 UNION		三通 TEE		AN接头 AN TUBE	
<b>FU</b> 卡套直通		<b>FUT</b> 卡套三通		<b>FAF</b> AN接头	
<b>FRU</b> 卡套变径直通		<b>FRUT</b> 卡套变径三通		<b>FAU</b> AN直通	
<b>FBHRU</b> 卡套变径穿板直通		<b>FMBT</b> 卡套三通		<b>FAA</b> AN转接头	
<b>FBHU</b> 卡套穿板直通		<b>FPMBT</b> 卡套三通		<b>O型圈卡套 O-RING SEAL</b>	
<b>转接头 CONNECTOR</b>		<b>FMRM</b> 卡套三通		<b>FOSC</b> O型圈密封转卡套	
<b>FMC</b> 公转接头		<b>FMRT</b> 卡套三通		<b>FOPC</b> O型圈管螺纹密封转卡套	
<b>FGMC</b> 垫圈公转接头		<b>FPMRT</b> 卡套三通		<b>FSMC</b> O型圈SAE/MS螺纹密封转卡套	
<b>FOMC</b> 公转接头		<b>FFBT</b> 卡套三通		<b>焊管接头 WELD END</b>	
<b>FFC</b> 母转接头		<b>FFRT</b> 卡套三通		<b>FPWC</b> 卡套焊接直通接头	
<b>FGC</b> 压力表接头		<b>FUC</b> 卡套四通		<b>FMPWE</b> 焊接转卡套弯头	
<b>FBMC</b> 穿板公转接头		<b>端焊接头 STUB TUBE CONNECTOR</b>		<b>FSWC</b> 承插焊转卡套	
<b>FBFC</b> 穿板母转接头		<b>FR</b> 变径卡套转卡套管		<b>FSWE</b> 卡套插焊弯头接头	
<b>弯头 ELBOWS</b>		<b>FBR</b> 穿板变径卡套转卡套管		<b>堵头 PLUG &amp; CAP</b>	
<b>FUE</b> 卡套弯头		<b>FMA</b> NPT转卡套管		<b>FP</b> 管接头堵头	
<b>FME</b> 卡套转NPT弯头		<b>FFA</b> 母NPT转卡套管		<b>FC</b> 管帽	
<b>FHME</b> 45°卡套转NPT弯头		<b>FPC</b> 卡套管		<b>配件 SPARE PART</b>	
<b>FPHME</b> 45°卡套转螺纹弯头		<b>FRPC</b> 变径卡套管		<b>FN</b> 螺母	
<b>FPME</b> 卡套转螺纹弯头		<b>FFTC</b> 法兰接头转卡套		<b>FFF</b> 前卡套	
<b>FFE</b> 卡套转母螺纹弯头				<b>FBF</b> 后卡套	
				<b>FFS</b> 卡芯一套	
				<b>FI</b> 填塞	
				<b>FBR</b> 穿板固定环	
				<b>FVP</b> 排放接头	

## 订单号信息

**FAYLOK - FU - 1 - 1 - A**

I                      II                      III-I                      III-II                      IV

I: FAY-LOK Tube Fitting II: 类型 III: 尺寸 III-I: 管外径 III-II: Pipe 螺纹尺寸或管尺寸 (Size) IV: 材质

I: FAY-LOK 管接头

II: 接头类型

**FU**: 直通                      **FMC**: 公螺纹转卡套                      **FUE**: 卡套弯头                      **FUT**: 卡套三通  
**FWC**: 焊接转卡套                      **FR**: 管-卡套变径                      **FSMC**: SAE/MS O-Ring Male Connector                      **FAU**: 圆头转卡套                      **FP**: 堵头

※ Referred to catalogue Index

III: 尺寸

III-I: 管外径

英制管	外径 (英制)	1/16	1/8	3/16	1/4	5/16	3/8	1/2	5/8	3/4	7/8	1
	近似	1	2	3	4	5	6	8	10	12	14	16
公制管	外径 (英制)	2	3	4	6	8	10	12	16	20	22	25
	近似	2M	3M	4M	6M	8M	10M	12M	16M	20M	22M	25M

III-II: Pipe Thread Size or tube size

尺寸 (英寸)	1/8	1/4	3/8	1/2	3/4	1	应用尺寸
ISO 锥形螺纹	2R	4R	6R	8R	12R	16R	JIS B0203(PT), DIN2999, BSPT
NPT 螺纹	2N	4N	6N	8N	12N	16N	ANSI B2.1
ISO 平行螺纹	2G	4G	6G	8G	12G	16G	JIS B0202(PF), ISO 228/1, BS PL
统一螺纹	2U	4U	6U	8U	12U	16U	美标统一螺纹

IV: 材料

材料	铝 (Use dash -)	黄铜和铜 (Use dash -)	碳钢** (** : Refer to Alloy No.)	不锈钢*** (*** : Refer to Alloy No.)	蒙合金400	高镍合金600
Identify	A	B	C**	SS**	M	INC

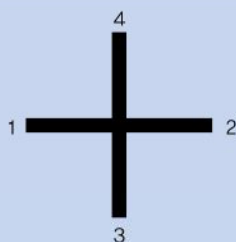
### 实例

\* FMC8-6N SS316L

FAY-LOK 公NPT转卡套, 卡套接管外径: 1/2", 螺纹为 :3/8"NPT, 不锈钢316L

\* In case of Stainless Steel, it is possible to express SS316 or 316 itself.

### 三通或四通



•三通为1和2为直通, 3为其分支  
 •四通为1和2直通, 3 4为其分支

Ex. 1) FMBT6 - 6N - SS316

三通 3/8" × 3/8" × 3/8" NPT 螺纹

Ex. 2) FUC - 8 - M

卡套四通 1/2" × 1/2" × 1/2" × 1/2"

\* Products are for reference only and are subject to change on client's request.

## FAY-LOK管接头特点



FAY-LOK 管接头是由一个严格的材料管理，高精密设计和最佳加工技术。

FAY-LOK管接头足够的密封性杜绝泄漏的可能，管装配和过程中，降低成本和潜在的泄漏风险。

FAY-LOK 管接头是加强连接和简易安装就可完全防止渗漏和冲击。因此，它可以有助于SUPERLOK管接头用户提高生产率和降低成本，因为它是最好的产品，其优良的内表面拟合状态使其流体流动非常顺利。


FAY-LOK组装容易，没有任何其他特殊的工具，但使用低质量的管件可能造成不良的影响。

### FAY-LOK 结构

对于FAY-LOK结构，设计时应以整个系统考虑，以确保安全可靠。

FAY-LOK是4部分精密零部件组成，所有地方都通过系统的和经常的质量控制，非常严格的出厂制造。

所有这一切，能够适应环境条件下和各种客户的需求制造的零件。





## ■ 质量和过程控制

FST的FAY-LOK快速接头及阀门的生产，经统计，是通过一个最好的过程质量产品控制，和严格的质量控制（各种考验，自我检查包括），以及正规的系统质量控制保证。

## ■ 保证质量和Exchange

### FST 需要的FAY-LOK管接头

无生产的原材料和制造工艺的缺陷，根据规格在其生产和足够的质量控制及过程控制的工艺保证。

然而，由于用户不合理的组装方法和不合理的购买途径将不能得到补偿。

正常运行中一旦发现FAY-LOK发生泄漏，立即更换缺损的配件。

FAY-LOK承认这种合格证书，包括被认知的保证书和没公布的保证书，作为特殊要求的问题不是必需的。

## FAY-LOK安装教程

### 1. 安装1英寸或25毫米以下的管接头

FAY-LOK管接头须交付客户具有完全组装的状态的管配件，仅使用手指紧缩。使用之前拆卸该产品可能是导致泄漏或有杂质流入到配件的内部。不要用于管质量差，由于这个原因可导致密封泄漏或功能恶化。

FAY-LOK管接头安装只需要简单的三个步骤

### 第1步

插入FAY-LOK管接头的内管。在这一刻，确保管是完全接触配件的底部，然后手指收紧螺母。

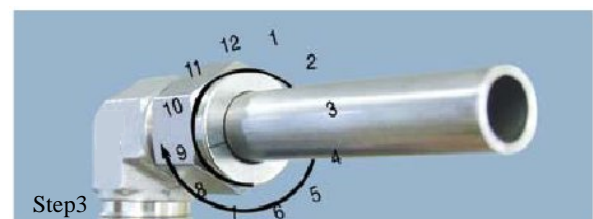

### 第2步

标记，在收紧FAY-LOK螺母，起始点在6点位置做标记。

### 第3步

固定管接头本体，使用开口扳手锁紧螺母1-1/4转。

（注意标记起点转折点，转过一圈后在9点钟的位置。标记拧紧螺母起点6点位置，目的是让你注意到，在起始点1-1/4圈后，当时的起始点是放在9点的位置，就可以轻松地确认。看到FAY-LOK管接头安装准确。收紧FAY-LOK螺母1-1/4圈后，用手指确定是否有充分收紧，使用由塞尺检查。



## 2. 安装在高压或高安全系统

由于管道型号规格较多，统一采用相同的安装方法是可取的。原则为用扳手拧紧螺母，使管道及配件不能随意转动，在此基础上，拧紧螺母1-1/4圈使其紧固。

(如果管的旋转是不允许的，用手指锁紧螺母大约1/8转)

高压力系统安全装置的问题

(适用于一般系统的安装)

1. 确定管道的壁厚是否满足设计的要求。该管道材料兼容性，配件的硬度高于管道的硬度，才能连接。
2. 当系统有压力时，不能进行组装或拆卸。
3. 对于直管组装，其固定的距离有可能使其管件完全接触，因温度的变化会导致管道长度的改变，可能导致泄漏。
4. 不能转动管接头配件本体。

## 技术信息


### 硬度限制

一般来说，热处理，管材应使用金属管材，以便能够正确的使用FAY-LOK管件。


不锈钢管硬度限于以下HRb90，但大多数用户使用的是硬度HRb80管以下。另一方面，它是实际经济使用，降低了管道硬度，管道可以弯曲容易。因此，FAY-LOK鼓励顾客使用的硬度管

## 3. 再紧缩教学

1. 确认配件分开位置。
2. 插入管道和卡芯的组合体，卡芯应紧密结合管接头体
3. 用手指拧紧螺母，在用扳手稍微拧紧螺母到原先管接头组装的位置，此时感觉阻力增大，在此基础上，稍微用力紧固螺母即可完成组装。



Pic.1



Pic.2



Pic.3

一般硬度在80一下，这样方便客户完成安装，并有效防止泄露。

### 兼容性

FAY-LOK制造，以便兼容与其他公司的产品。从设计开始，考虑与其他公司可兼容性和硬度的配合，管件可以保证00%的项目被采用，如果可能全部采用FAY-LOK产品，其安全运作的时间会更长。

## 气体系统的应用

FAY-LOK管接头在气体是同过程中应符合一定的标准，若在飞标准的状态下是同，可导致泄漏。

## 在气体管道中的标准

### (适用于一般系统安装)

- 1.管道硬度应小于配件的。
- 2.油管表面必须从无毛刺、划痕、缺陷以及污染，其管道应是易扩张
- 3.查阅表2, 3, 4, 5, 根据系统类型选择合适的管道。
- 4.管道应是一直管，不应弯曲变形（例如，管道管口部分不应该是椭圆形。）
- 5.管道管口必须垂直管道中心线，并去除毛刺。基于上述理由，切管机，必须有一把锋利的刀片，并能够去除毛刺。
- 6.公司方面，应查找连接泄漏部分和系统故障的主要原因。
- 7.不要弯曲后插入管件管材。
- 8.遵守作业程序的建议
- 9.选择允许的最小壁厚，以保证系统安全。

## 应用低温和高温系统

FAY-LOK管接头，适用于真空系统以及高压力和低温、高温条件。FAY-LOK 管件进行了测试，在各种条件下可适用。

## 最高温度的材料

Aluminum	400 °F	204 °C
Copper	400 °F	204 °C
Steel	375 °F	191 °C
SUS304	1000 °F	538 °C
SUS316	1200 °F	649 °C
MONEL	800 °F	427 °C

请参考ASME B31.3标准，1993年有关详细信息，最高与最低各种材料温度。

## 螺纹

### 1. NPT（国家管螺纹）

螺纹角度60

圆锥角1 47

- 由该标准的ANSI B2.1

### 2. ISO 7/1锥螺纹

- 螺纹角55

圆锥角1 47

- 相当于DIN2999 BS21（BSPT标准）和JIS B0203（PT）。

### 3. ISO 228/1平行螺纹

螺纹角度55

- 相当于标准BS 2779（BSPP）标准，
- 目标B0202（PF）。

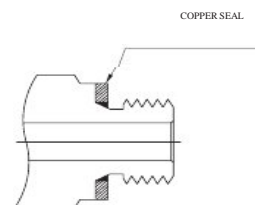
由于ISO 228/ 1螺纹无法完全密封，密封应以下面的方法进行，

- 使用垫圈或O型环密封。

金属垫片密封

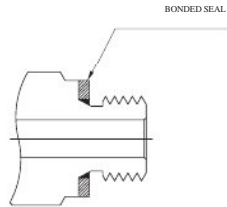
金属垫片（一般铜）是密封螺纹身体和螺纹表面之间

①

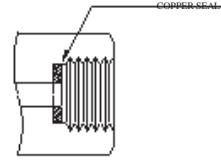


### ② 粘结密封垫圈

被密封连接时，以公螺纹连接入母螺纹内，加强连接。如果密封，其弹性密封材料将密封在锥形螺纹。



由外螺纹表面向前推进垫片，完成密封



### ③ 金属垫片密封

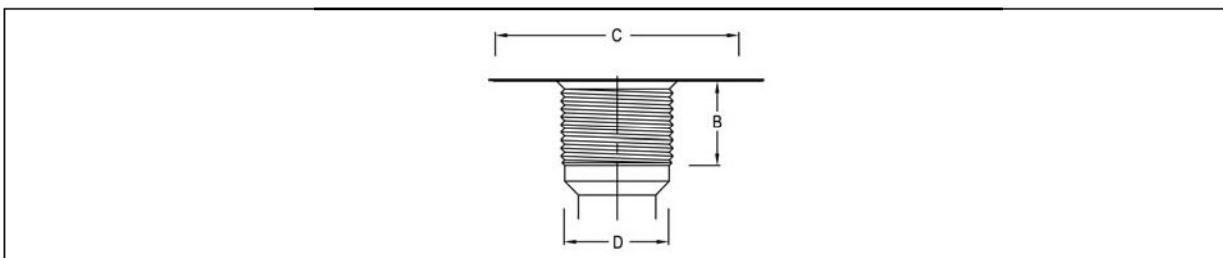
这是一种方法插入到螺纹内部密封平面上的垫片

### 4. UNF 螺纹

- 螺纹角度为60°。
- 分类为 UN, UNC and UNF.
- 标准归类的螺纹书数和直径每英寸螺纹。

### ISO 内部平行管螺纹

FAY-LOK 标示	ISO 母平行螺纹管 Size(inch)	最小全螺纹深度 B(inch)	螺纹的最小直径 D(inch)	最小平面直径 ① & ② C(inch)
2G	1/8	0.31	0.337/0.348	0.59
4G	1/4	0.47	0.450/0.468	0.75
6G	3/8	0.47	0.586/0.606	0.91
8G	1/2	0.55	0.733/0.755	1.06
12G	3/4	0.63	0.949/0.971	1.30
16G	1	0.71	1.193/1.218	1.57



## 管道标准信息

### 管道选择

选择合适的管材性能是至关重要的一项指标。

在选择管材材质，大小，壁厚时，客户必须考虑压力，流量（流量），温度，环境和系统的兼容性。

### 在选择的思考管事实

1. 管材质量及制造方法。
2. 厚度和管外径。
3. 表面处理。
4. 硬度。
5. 同心。

## ■ 弯管

在弯曲FAYLOK 配件管道附近，应有足够的距离，从弯曲部分插入配件的话，可能导致泄漏（见下文表）。  
保护用户的系统泄漏是必需的。所需的管直线长度应大于管径。如需详细

规格和技术数据，我们建议您联系FAYLOK工程师。

弯管推荐的管直线长度

O.D. (inch)	1/8	3/16	1/4	5/16	3/8	1/2	5/8	3/4	7/8	1
L(mm) 직선 튜빙길이	12.70	18.25	19.05	20.63	22.20	23.81	30.16	31.75	33.30	38.10

※ L:从结束部分管道直线长度管道弯曲的开始部分

## ■ 管道材料的质量的要求

### 碳素钢管

- ASTM A179 or equivalent.
- Carbon steel tubing for an oil pressure usage of high quality, annealed and seamless.
- Maximum hardness : HRb72.
- Tubing must be free from scars and shall be suitable for bending and expansion works.

### 铜管

- ASTM B65, B75 or equivalent.
- Copper tubing of high quality, annealed and seamless.

### 不锈钢管道

- ASTM A213, A269 or A632 or equivalent.
- Stainless steel tubing for an oil pressure usage of high quality, annealed and seamless. (316, 304, 321,etc.)
- Hardness : below HRb 80.
- Tubing must be free from scars and shall be suitable for bending and expansion works.

### 蒙钢管

- ASTM B165 or equivalent.
- 400 alloy tubing of high quality, annealed and seamless.
- Hardness : below HRb 75.
- Tubing must be free from scars and shall be suitable for bending and expansion works.

## ■ 由于温度变化 管带压力等级系数

Table 1

°F	°C	Copper	304SS	316SS	Monel
200	93	0.80	1.00	1.00	0.88
400	204	0.50	0.93	0.96	0.79
600	316	---	0.82	0.85	0.79
800	427	---	0.76	0.79	0.76
1000	538	---	0.69	0.76	---
1200	649	---	0.30	0.37	---

乘以允许工作压力，表2，3，4，

在表1的系数5，以决定允许高温压力。

（见第12页，13）

### 举例

FUS316  
(3/8" O.D of tube) × (0.049" 壁厚)  
1200°F 4800 psi × 0.37 = 1776 psi

The applicable operation pressure of SUS 316 tubing for wall thickness, 3/8" O.D × 0.049", is 1776 psi at 1200 °F



## 技术数据

表2不锈钢管

不锈钢管的是高品质（如304，316，316等），完全退火和无缝或焊接，ASTM A269，A213或同等。

### 不锈钢管的英制

管外径 英寸 (inch)	管道壁厚 英寸												
	0.010	0.012	0.014	0.016	0.020	0.028	0.035	0.049	0.065	0.083	0.095	0.109	0.120
1/16	5600	6800	8100	9400	12000								
1/8						8500	10900						
3/16						5400	7000	10200					
1/4						4000	5100	7500	10200				
5/16							4000	5800	8000				
3/8							3300	4800	6500				
1/2							2600	3700	5100	6700			
5/8								2900	4000	5200	6000		
3/4								2400	3300	4200	4900	5800	
7/8								2000	2800	3600	4200	4800	
1									2400	3100	3600	4200	4700

\* working pressure(psi) / 허용상용압력(psi)

### 公制不锈钢管

管道外径 毫米 (mm)	管道壁厚 (毫米)												
	0.71	0.89	1.00	1.25	1.50	1.65	2.00	2.11	2.41	2.50	2.77	3.00	3.05
3	10800	13800	15300										
4	7900	10100	11500	14400									
6	5000	6500	7400	9400	11500	12700							
8		4700	5800	6800	8400	9300							
10		3700	4200	5300	6500	7300							
12		3000	3400	4400	5300	5900	6800	7200					
16			2500	3200	3900	4300	5300	5700	6600	6800			
18				2800	3400	3800	4700	5000	5800	6000	6700		
20				2500	3000	3400	4200	4400	5100	5300	6000		
22				2300	2800	3000	3800	4000	4600	4800	5400		
25				2000	2400	2700	3300	3500	4000	4200	4700	5100	5200

\* working pressure(psi) / 허용상용압력(psi)

允许应力值范围-20 °F and 100 °F (-28.9 °C ~ 37.8°C) is 19,500 psi  
安全系数是4（极限拉伸强度为75,000 PSI）

- 上述数据是基于最小壁厚和所允许的最大外径，ASTM A269标准。
- 尺寸不被视为侵蚀或腐蚀。

压力单位换算表

		in.Hg	in.H <sub>2</sub> O	ft.H <sub>2</sub> O	atm	lb/in <sup>2</sup>	kg/cm <sup>2</sup>	KPa	bar
mmHg	1	0.03937	0.5353	0.04461	0.00132	0.01934	0.00136	0.1333	0.0013
in.Hg	25.4	1	13.60	1.133	0.03342	0.4912	0.03453	3.387	0.0339
in.H <sub>2</sub> O	1.868	0.07355	1	0.08333	0.00246	0.03612	0.00254	0.2490	0.0025
ft.H <sub>2</sub> O	22.42	0.8826	12	1	0.2950	0.4334	0.03048	2.988	0.0299
atm	760	29.92	406.8	33.90	1	14.70	1.033	101.3	1.013
lb/in <sup>2</sup>	51.71	2.036	27.69	2.307	0.06805	1	0.07031	6.895	0.0689
kg/cm <sup>2</sup>	735.6	28.96	393.7	32.81	0.9678	14.22	1	98.05	0.981
KPa	7.5	0.2953	4.016	0.3347	0.00987	0.1451	0.0102	1	0.01
bar	750	29.53	401.6	33.47	0.987	14.51	1.20	100	1

PSI = lb/in<sup>2</sup>

英制，十进制，公制 转换表

8ths			32nds			64ths					
Fractional	Decimal	mm	Fractional	Decimal	mm	Fractional	Decimal	mm	Fractional	Decimal	mm
1/8	0.125	3.175	1/32	0.03125	0.79	1/64	0.015625	0.397	33/64	0.515625	13.097
1/4	0.250	6.350	3/32	0.09375	2.38	3/64	0.046875	1.191	35/64	0.546875	13.891
3/8	0.375	9.525	5/32	0.15625	3.97	5/64	0.078125	1.984	37/64	0.578125	14.684
1/2	0.500	12.700	7/32	0.21875	5.56	7/64	0.109375	2.778	39/64	0.609375	15.478
5/8	0.625	15.875	9/32	0.28125	7.14	9/64	0.140625	3.572	41/64	0.640625	16.272
3/4	0.750	19.050	11/32	0.34375	8.73	11/64	0.171875	4.366	43/64	0.671875	17.066
7/8	0.875	22.220	13/32	0.40625	10.32	13/64	0.203125	5.159	45/64	0.703125	17.859
16ths			15/32	0.46875	11.91	15/64	0.234375	5.953	47/64	0.734375	18.653
1/16	0.0625	1.59	17/32	0.53125	13.49	17/64	0.265625	6.747	49/64	0.765625	19.447
3/16	0.1875	4.76	19/32	0.59375	15.08	19/64	0.296875	7.541	51/64	0.796875	20.241
5/16	0.3125	7.94	21/32	0.65625	16.67	21/64	0.328125	8.334	53/64	0.828125	21.034
7/16	0.4375	11.11	23/32	0.71875	18.26	23/64	0.359375	9.128	55/64	0.859375	21.828
9/16	0.5625	14.29	25/32	0.78125	19.84	25/64	0.390625	9.922	57/64	0.890625	22.622
11/16	0.6875	17.46	27/32	0.84375	21.43	27/64	0.421875	10.716	59/64	0.921875	23.416
13/16	0.8125	20.64	29/32	0.90625	23.02	29/64	0.453125	11.509	61/64	0.953125	24.209
15/16	0.9375	23.81	31/32	0.96875	24.61	31/64	0.484375	12.303	63/64	0.984375	25.003












英寸 毫米转换


inch	mm	inch	mm
1/16	1.59	11/16	17.46
1/8	3.17	3/4	19.05
3/16	4.76	13/16	20.64
1/4	6.35	7/8	22.22
5/16	7.94	15/16	23.81
3/8	9.52	1	25.40
7/16	11.11	1-1/4	31.75
1/2	12.70	1-1/2	38.10
9/16	14.29	2	50.80
5/8	15.87		

毫米英寸转换

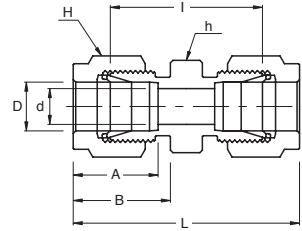
mm	inch	mm	inch
1	0.039	14	0.551
2	0.079	15	0.590
3	0.118	16	0.630
4	0.157	17	0.669
5	0.197	18	0.709
6	0.236	19	0.748
7	0.276	20	0.787
8	0.315	21	0.827
9	0.354	22	0.866
10	0.394	23	0.905
11	0.433	24	0.944
12	0.472	25	0.984
13	0.512	25.4	1

# Union & Connector

UNION	
<b>FU</b> 卡套直通 page 13	
<b>FRU</b> 卡套变径直通 page 14	
<b>FBHRU</b> 卡套穿板变径直通 page 15	
<b>FBHU</b> 卡套穿板直通 page 16	
CONNECTOR	
<b>FMC</b> NPT转卡套 page 17	
<b>FGMC</b> 螺纹转卡套 page 21	
<b>FOMC</b> 螺纹转卡套 page 22	
<b>FFC</b> 母螺纹转卡套 page 23	
<b>FGC</b> 表接头 page 25	
<b>FBMC</b> 穿板螺纹转卡套 page 26	
<b>FBFC</b> 穿板螺纹转卡套 page 27	



**FU**  
卡套直通



连接英制管道

型号	管外径 (英寸)	d 最小	宽度		A	B	I	L
			h 英寸	H 英寸				
FU - 1	1/16	1.27	5/16	5/16	8.63	10.92	17.52	25.15
FU - 2	1/8	2.28	7/16	7/16	12.70	15.24	22.35	35.56
FU - 3	3/16	3.04	7/16	1/2	13.71	16.00	24.13	37.33
FU - 4	1/4	4.82	1/2	9/16	15.24	17.78	26.16	40.89
FU - 5	5/16	6.35	9/16	5/8	16.25	18.54	28.19	42.92
FU - 6	3/8	7.11	5/8	11/16	16.76	19.30	30.22	44.95
FU - 8	1/2	10.41	13/16	7/8	22.86	21.84	30.98	51.30
FU - 10	5/8	12.70	15/16	1	24.38	21.84	31.75	52.07
FU - 12	3/4	15.74	1-1/16	1-1/8	24.38	21.84	33.27	53.59
FU - 14	7/8	18.28	1-3/16	1-1/4	25.90	21.84	34.79	55.11
FU - 16	1	22.35	1-3/8	1-1/2	31.24	26.41	40.38	64.77
FU - 20	1-1/4	27.69	1-3/4	1-7/8	41.15	38.86	48.00	92.20
FU - 24	1-1/2	34.04	2-1/8	2-1/4	50.04	45.21	53.59	107.95
FU - 32	2	45.97	2-3/4	3	67.56	62.74	74.68	149.35

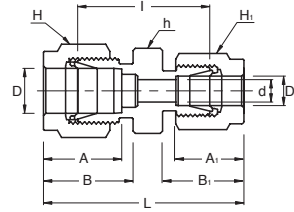
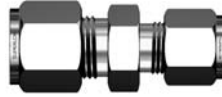
连接公制管道

型号	管外径 O.D. (毫米)	d 最小	宽度		A	B	I	L
			h 毫米	H 毫米				
FU - 2M	2	2.4	12	12	12.9	15.3	22.4	35.6
FU - 3M	3	2.4	12	12	12.9	15.3	22.1	35.3
FU - 4M	4	2.4	12	12	13.7	16.1	24.1	37.3
FU - 6M	6	4.8	14	14	15.3	17.7	26.2	41.0
FU - 8M	8	6.4	15	16	16.2	18.6	28.2	43.2
FU - 10M	10	7.9	18	19	17.2	19.5	31.0	46.2
FU - 12M	12	9.5	22	22	22.8	22.0	31.0	51.2
FU - 15M	15	11.9	24	25	24.4	22.0	31.8	52.0
FU - 16M	16	12.7	24	25	24.4	22.0	31.8	52.0
FU - 18M	18	15.1	27	30	24.4	22.0	33.3	53.5
FU - 20M	20	15.9	30	32	26.0	22.0	34.8	55.0
FU - 22M	22	18.3	30	32	26.0	22.0	34.8	55.0
FU - 25M	25	21.8	35	38	31.3	26.5	40.4	65.0

• All dimensions in millimeters unless specified as "inch"

## FRU

变径直通



### 连接英制管道

型号	管外径 O.D.		d Min	宽度			A	A <sub>1</sub>	B	B <sub>1</sub>	I	L
	D (inch)	D <sub>1</sub> (inch)		h (inch)	H (inch)	H <sub>1</sub> (inch)						
FRU 2 - 1	1/8	1/16	1.27	7/16	7/16	5/16	12.7	8.63	15.24	10.92	20.60	31.00
FRU 3 - 2	3/16	1/8	2.28	7/16	1/2	7/16	13.71	12.70	16.00	15.24	23.36	36.57
FRU 4 - 2	1/4	1/8	2.28	1/2	9/16	7/16	15.24	12.70	17.78	15.24	24.63	38.60
FRU 4 - 3	1/4	3/16	3.04	1/2	9/16	1/2	15.24	13.71	17.78	16.00	25.40	39.37
FRU 5 - 2	5/16	1/8	2.28	9/16	5/8	7/16	16.25	12.70	18.54	15.24	25.90	39.87
FRU 5 - 4	5/16	1/4	4.82	9/16	5/8	9/16	16.25	15.24	18.54	17.78	27.43	42.16
FRU 6 - 2	3/8	1/8	2.28	5/8	11/16	7/16	16.76	12.70	19.30	15.24	26.92	40.89
FRU 6 - 4	3/8	1/4	4.82	5/8	11/16	9/16	16.76	15.24	19.30	17.78	28.44	43.18
FRU 6 - 5	3/8	5/16	6.35	5/8	11/16	5/8	16.76	16.25	19.30	18.54	29.46	44.19
FRU 8 - 2	1/2	1/8	2.28	13/16	7/8	7/16	22.86	12.70	21.84	15.24	28.44	45.21
FRU 8 - 4	1/2	1/4	4.82	13/16	7/8	9/16	22.86	15.24	21.84	17.78	29.46	46.99
FRU 8 - 6	1/2	3/8	7.11	13/16	7/8	11/16	22.86	16.76	21.84	19.30	30.98	48.51
FRU 10 - 6	5/8	3/8	7.11	15/16	1	11/16	24.38	16.76	21.84	19.30	31.75	49.27
FRU 10 - 8	5/8	1/2	10.41	15/16	1	7/8	24.38	22.86	21.84	21.84	31.75	52.07
FRU 12 - 4	3/4	1/4	4.82	1-1/16	1-1/8	9/16	24.38	15.24	21.84	17.78	31.75	49.27
FRU 12 - 6	3/4	3/8	7.11	1-1/16	1-1/8	11/16	24.38	16.76	21.84	19.30	33.27	50.80
FRU 12 - 8	3/4	1/2	10.41	1-1/16	1-1/8	7/8	24.38	22.86	21.84	21.84	33.27	53.59
FRU 12 - 10	3/4	5/8	12.70	1-1/16	1-1/8	1	24.38	24.38	21.84	21.84	33.27	53.59
FRU 16 - 8	1	1/2	10.41	1-3/8	1-1/2	7/8	31.24	22.86	26.41	21.84	39.50	63.24
FRU 16 - 12	1	3/4	15.74	1-3/8	1-1/2	1-1/8	31.24	24.38	26.41	21.84	39.00	62.73

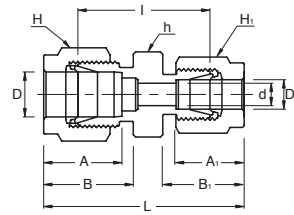
### 连接公制管道

型号	管外径 O.D.		d Min	宽度			A	A <sub>1</sub>	B	B <sub>1</sub>	I	L
	D	D <sub>1</sub>		h	H	H <sub>1</sub>						
FRU 6M- 3M	6	3	2.4	14	14	12	15.3	12.9	17.7	15.3	24.6	38.6
FRU 6M- 4M	6	4	2.4	14	14	12	15.3	13.7	17.7	16.1	25.4	39.4
FRU 8M- 6M	8	6	4.8	15	16	14	16.2	15.3	18.6	17.7	27.4	42.3
FRU 10M- 6M	10	6	4.8	18	19	14	17.2	15.3	19.5	17.7	29.5	44.5
FRU 10M- 8M	10	8	6.4	18	19	16	17.2	16.2	19.5	18.6	30.0	45.1
FRU 12M- 6M	12	6	4.8	22	22	14	22.8	15.3	22.0	17.7	29.5	47.0
FRU 12M- 8M	12	8	6.4	22	22	16	22.8	16.2	22.0	18.6	30.2	47.8
FRU 12M- 10M	12	10	7.9	22	22	19	22.8	17.2	22.0	19.5	31.0	48.7
FRU 16M- 12M	16	12	9.5	24	25	22	24.4	22.8	22.0	22.0	31.8	52.0
FRU 25M- 18M	25	18	15.1	35	38	30	31.3	24.4	26.5	22.0	38.6	61.0
FRU 25M- 20M	25	20	15.9	35	38	32	31.3	26.0	26.5	22.0	39.9	62.3

• All dimensions in millimeters unless specified as "inch"



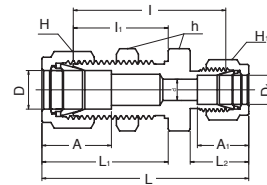
**FRU**  
变径直通



连接公制-英制管道

型号.	管外径 O.D.		d Min	宽度			A	A <sub>1</sub>	B	B <sub>1</sub>	I	L
	D	D <sub>1</sub> (inch)		h	H	H <sub>i</sub>						
FRU 3M - 2	3	1/8	2.4	12	12	11.1	12.9	12.8	15.3	15.2	22.1	35.2
FRU 4M - 2	4	1/8	2.4	12	12	11.1	13.7	12.8	16.1	15.2	23.4	36.5
FRU 4M - 4	4	1/4	2.4	14	12	14.3	13.7	15.3	16.1	17.7	25.4	39.4
FRU 6M - 2	6	1/8	2.4	14	14	11.1	15.3	12.8	17.7	15.2	24.6	38.5
FRU 6M - 4	6	1/4	4.8	14	14	14.3	15.3	15.3	17.7	17.7	26.2	41.0
FRU 6M - 5	6	5/16	4.8	14	14	15.9	15.3	16.2	17.7	18.6	27.4	42.3
FRU 8M - 4	8	1/4	4.8	15	16	14.3	16.2	15.3	18.6	17.7	27.4	42.3
FRU 10M - 2	10	1/8	2.4	18	19	11.1	17.2	12.8	19.5	15.2	27.7	41.8
FRU 10M - 4	10	1/4	4.8	18	19	14.3	17.2	15.3	19.5	17.7	29.5	44.5
FRU 10M - 5	10	5/16	6.4	18	19	15.9	17.2	16.2	19.5	18.6	30.0	45.1
FRU 10M - 6	10	3/8	7.1	18	19	17.5	17.2	16.9	19.5	19.2	31.0	45.9
FRU 12M - 5	12	5/16	6.4	22	22	15.9	22.8	16.2	22.0	18.6	30.2	47.8
FRU 12M - 6	12	3/8	7.1	22	22	17.5	22.8	16.9	22.0	19.2	31.0	48.4
FRU 12M - 8	12	1/2	9.5	22	22	22.2	22.8	22.8	22.0	22.0	31.0	51.2
FRU 15M - 8	15	1/2	10.3	24	25	22.2	24.4	22.8	22.0	22.0	31.8	52.0
FRU 16M - 10	16	5/8	12.7	24	25	25.4	24.4	24.4	22.0	22.0	31.8	52.0
FRU 18M - 12	18	3/4	15.1	27	30	28.6	24.4	24.4	22.0	22.0	33.3	53.5
FRU 20M - 12	20	3/4	15.9	30	32	28.6	26.0	24.4	22.0	22.0	34.8	54.9
FRU 20M - 16	20	1	15.9	35	32	38.1	26.0	31.2	22.0	26.4	40.4	62.8
FRU 25M - 16	25	1	21.8	35	38	38.1	31.3	31.3	26.5	26.5	40.4	65.0

**FBHRU**  
变径穿板直通



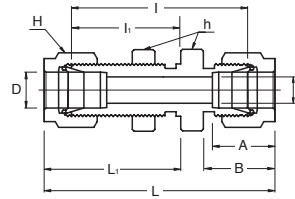
连接英制管道

型号.	管外径 O.D.		d Min	宽度			A	A <sub>1</sub>	I	I <sub>1</sub>	L	L <sub>1</sub>	L <sub>2</sub>	面板 开孔 尺寸	面板 最大 尺寸
	D (inch)	D <sub>1</sub> (inch)		h (inch)	H (inch)	H <sub>i</sub> (inch)									
FBHRU 4 - 2	1/4	1/8	2.28	5/8	9/16	7/16	15.24	12.70	41.14	26.16	55.11	33.52	15.24	11.50	10.10
FBHRU 6 - 4	3/8	1/4	4.82	3/4	11/16	9/16	16.76	15.24	45.97	29.46	60.70	36.57	17.78	14.68	11.17
FBHRU 8 - 4	1/2	1/4	4.82	15/16	7/8	9/16	22.86	15.24	49.27	31.75	66.80	41.91	17.78	19.44	12.70

• All dimensions in millimeters unless specified as "inch"

### FBHU

#### 穿板直通



#### 连接英制管道

型号 o.	管外径 O.D. D (inch)	d Min	宽度		A	B	I	I <sub>1</sub>	L	L <sub>1</sub>	面板 开孔 尺寸	面板 最大 厚度
			h (inch)	H (inch)								
FBHU - 1	1/16	1.27	5/16	5/16	8.63	10.92	23.87	13.46	31.50	17.27	5.16	3.05
FBHU - 2	1/8	2.28	1/2	7/16	12.70	15.24	38.10	24.63	51.30	31.24	8.33	12.70
FBHU - 3	3/16	3.04	9/16	1/2	13.71	16.00	40.38	25.40	53.59	32.00	9.92	12.70
FBHU - 4	1/4	4.82	5/8	9/16	15.24	17.78	42.92	26.16	57.65	33.52	11.50	10.16
FBHU - 5	5/16	6.35	11/16	5/8	16.25	18.54	45.97	28.44	60.70	35.81	13.09	11.17
FBHU - 6	3/8	7.11	3/4	11/16	16.76	19.30	47.49	29.46	62.23	36.83	14.68	11.17
FBHU - 8	1/2	10.41	15/16	7/8	22.86	21.84	50.80	31.75	71.12	41.91	19.44	12.70
FBHU - 10	5/8	12.70	1-1/16	1	24.38	21.84	52.32	32.51	72.64	42.67	22.62	12.70
FBHU - 12	3/4	15.74	1-3/16	1-1/8	24.38	21.84	58.67	37.33	78.99	47.49	25.79	16.76
FBHU - 14	7/8	18.28	1-3/8	1-1/4	25.90	21.84	64.26	42.92	84.58	53.08	28.97	19.05
FBHU - 16	1	22.35	1-5/8	1-1/2	31.24	26.41	71.37	45.21	95.75	57.40	33.73	19.05

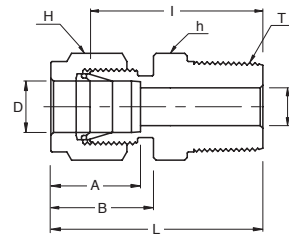
#### 连接公制管道

型号 .	管外径 O.D. D	d Min	宽度			A	B	I	I <sub>1</sub>	L	L <sub>1</sub>	面板 开孔 尺寸	面板 最大 厚度
			h	h <sub>1</sub> *	H								
FBHU - 3M	3	2.4	14	12.7	12	12.9	15.3	38.1	24.6	51.3	31.2	8.3	12.7
FBHU - 4M	4	2.4	14	14.3	12	13.7	16.1	40.4	25.4	53.6	32.0	9.9	12.7
FBHU - 6M	6	4.8	16	15.9	14	15.3	17.7	42.9	26.2	57.7	33.6	11.5	10.2
FBHU - 8M	8	6.4	18	17.5	16	16.2	18.6	46.0	28.6	61.0	36.1	13.1	11.2
FBHU - 10M	10	7.9	22	22.0	19	17.2	19.5	48.5	29.4	63.7	37.0	16.2	11.2
FBHU - 12M	12	9.5	24	23.8	22	22.8	22.0	50.8	31.8	71.0	41.9	19.5	12.7
FBHU - 15M	15	11.9	27	27.0	25	24.4	22.0	52.3	32.5	72.5	42.6	22.8	12.7
FBHU - 16M	16	12.7	27	27.0	25	24.4	22.0	52.3	32.5	72.5	42.6	22.8	12.7
FBHU - 18M	18	15.1	30	30.0	30	24.4	22.0	58.7	37.3	78.9	47.4	26.0	16.8
FBHU - 20M	20	15.9	35	35.0	32	26.0	22.0	64.3	42.9	84.5	53.0	29.0	17.0
FBHU - 22M	22	18.3	35	35.0	32	26.0	22.0	64.3	42.9	84.5	53.0	29.0	19.1
FBHU - 25M	25	21.8	41.3	41.3	38	31.3	26.5	71.4	45.2	95.9	57.5	33.7	19.1

h1\* : Metric Tubes Bulkhead Hexagon application only

**FMC**

公NPT转卡套



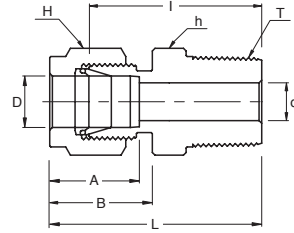
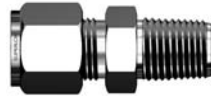
连接英制管道和母NPT

型号.	管外径O.D. D (inch)	T (NPT)	d Min	宽 度		A	B	I	L
				h (inch)	H (inch)				
FMC 1 - 1N	1/16	1/16	1.27	5/16	5/16	8.63	10.92	20.00	23.83
FMC 1 - 2N	1/16	1/8	1.27	7/16	7/16	8.63	10.92	22.35	26.23
FMC 2 - 2N	1/8	1/8	2.28	7/16	7/16	12.70	15.24	23.87	30.48
FMC 2 - 4N	1/8	1/4	2.28	9/16	7/16	12.70	15.24	28.95	35.56
FMC 2 - 6N	1/8	3/8	2.28	11/16	7/16	12.70	15.24	29.21	35.81
FMC 2 - 8N	1/8	1/2	2.28	7/8	7/16	12.70	15.24	35.56	42.16
FMC 3 - 2N	3/16	1/8	3.04	7/16	1/2	13.71	16.00	24.63	31.24
FMC 3 - 4N	3/16	1/4	3.04	9/16	1/2	13.71	16.00	29.71	36.32
FMC 4 - 2N	1/4	1/8	4.82	1/2	9/16	15.24	17.78	25.40	32.76
FMC 4 - 4N	1/4	1/4	4.82	9/16	9/16	15.24	17.78	30.48	37.84
FMC 4 - 6N	1/4	3/8	4.82	11/16	9/16	15.24	17.78	30.98	38.35
FMC 4 - 8N	1/4	1/2	4.82	7/8	9/16	15.24	17.78	37.33	44.70
FMC 4 - 12N	1/4	3/4	4.82	1-1/16	9/16	15.24	17.78	38.86	46.22
FMC 5 - 2N	5/16	1/8	4.82	9/16	5/8	16.25	18.54	26.67	34.03
FMC 5 - 4N	5/16	1/4	6.35	9/16	5/8	16.25	18.54	31.24	38.60
FMC 5 - 6N	5/16	3/8	6.35	11/16	5/8	16.25	18.54	31.75	39.11
FMC 6 - 2N	3/8	1/8	4.82	5/8	11/16	16.76	19.30	27.94	35.30
FMC 6 - 4N	3/8	1/4	7.11	5/8	11/16	16.76	19.30	32.51	39.87
FMC 6 - 6N	3/8	3/8	7.11	11/16	11/16	16.76	19.30	32.51	39.87
FMC 6 - 8N	3/8	1/2	7.11	7/8	11/16	16.76	19.30	38.86	46.22
FMC 6 - 12N	3/8	3/4	7.11	1-1/16	11/16	16.76	19.30	40.38	47.75
FMC 8 - 2N	1/2	1/8	4.82	13/16	7/8	22.86	21.84	28.70	38.86
FMC 8 - 4N	1/2	1/4	7.11	13/16	7/8	22.86	21.84	33.27	43.43
FMC 8 - 6N	1/2	3/8	9.65	13/16	7/8	22.86	21.84	33.27	43.43
FMC 8 - 8N	1/2	1/2	10.41	7/8	7/8	22.86	21.84	38.86	49.02
FMC 8 - 12N	1/2	3/4	10.41	1-1/16	7/8	22.86	21.84	40.38	50.54
FMC 8 - 16N	1/2	1	10.41	1-3/8	7/8	22.86	21.84	46.99	57.15
FMC 10 - 6N	5/8	3/8	9.65	15/16	1	24.38	21.84	34.03	44.19
FMC 10 - 8N	5/8	1/2	11.93	15/16	1	24.38	21.84	38.86	49.02
FMC 10 - 12N	5/8	3/4	12.70	1-1/16	1	24.38	21.84	40.38	50.54
FMC 12 - 8N	3/4	1/2	11.93	1-1/16	1-1/8	24.38	21.84	40.38	50.54
FMC 12 - 12N	3/4	3/4	15.74	1-1/16	1-1/8	24.38	21.84	40.38	50.54
FMC 12 - 16N	3/4	1	15.74	1-3/8	1-1/8	24.38	21.84	46.99	57.15
FMC 14 - 12N	7/8	3/4	15.74	1-3/16	1-1/4	25.90	21.84	40.38	50.54
FMC 14 - 16N	7/8	1	18.28	1-3/8	1-1/4	25.90	21.84	46.99	57.15
FMC 16 - 8N	1	1/2	11.93	1-3/8	1-1/2	31.24	26.41	45.21	57.40
FMC 16 - 12N	1	3/4	15.74	1-3/8	1-1/2	31.24	26.41	45.21	57.40
FMC 16 - 16N	1	1	22.35	1-3/8	1-1/2	31.24	26.41	50.03	62.23
FMC 20 - 16N	1-1/4	1	22.35	1-3/4	1-7/8	41.15	38.86	55.12	77.22
FMC 20 - 20N	1-1/4	1-1/4	27.69	1-3/4	1-7/8	41.15	38.86	55.12	77.22
FMC 24 - 24N	1-1/2	1-1/2	34.04	2-1/8	2-1/4	50.04	45.21	61.72	88.90
FMC 32 - 32N	2	2	45.97	2-3/4	3	67.56	62.74	76.20	113.54

\* All dimensions in millimeters unless specified as "inch"

## FMC

### 公ISO (R) 螺纹转卡套



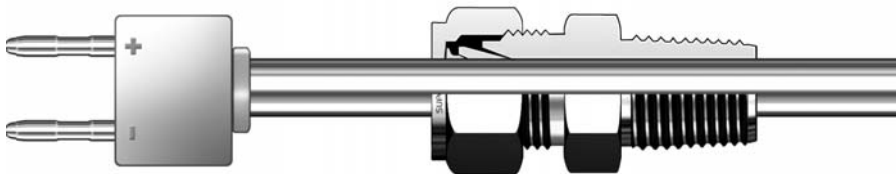
连接英制管道和ISO母螺纹

型号.	管外径O.D. D (inch)	T R (PT)	d Min	宽度		A	B	I	L
				h (inch)	H (inch)				
FMC 2 - 2R	1/8	1/8	2.28	7/16	7/16	12.70	15.24	23.87	30.48
FMC 2 - 4R	1/8	1/4	2.28	9/16	7/16	12.70	15.24	28.95	35.56
FMC 4 - 2R	1/4	1/8	4.82	1/2	9/16	15.24	17.78	25.40	32.76
FMC 4 - 4R	1/4	1/4	4.82	9/16	9/16	15.24	17.78	30.48	37.84
FMC 4 - 6R	1/4	3/8	4.82	11/16	9/16	15.24	17.78	30.98	38.35
FMC 4 - 8R	1/4	1/2	4.82	7/8	9/16	15.24	17.78	37.33	44.70
FMC 5 - 2R	5/16	1/8	4.82	9/16	5/8	16.25	18.54	26.67	34.03
FMC 5 - 4R	5/16	1/4	6.35	9/16	5/8	16.25	18.54	31.24	38.60
FMC 6 - 2R	3/8	1/8	4.82	5/8	11/16	16.76	19.30	27.94	35.30
FMC 6 - 4R	3/8	1/4	7.11	5/8	11/16	16.76	19.30	32.51	39.87
FMC 6 - 6R	3/8	3/8	7.11	11/16	11/16	16.76	19.30	32.51	39.87
FMC 6 - 8R	3/8	1/2	7.11	7/8	11/16	16.76	19.30	38.86	46.22
FMC 8 - 4R	1/2	1/4	7.11	13/16	7/8	22.86	21.84	33.27	43.43
FMC 8 - 6R	1/2	3/8	9.65	13/16	7/8	22.86	21.84	33.27	43.43
FMC 8 - 8R	1/2	1/2	10.41	7/8	7/8	22.86	21.84	38.86	49.02
FMC 8 - 12R	1/2	3/4	10.41	1-1/16	7/8	22.86	21.84	40.38	50.54
FMC 12 - 12R	3/4	3/4	15.74	1-1/16	1-1/8	24.38	21.84	40.38	50.54
FMC 16 - 16R	1	1	22.35	1-3/8	1-1/2	31.24	26.41	50.03	62.23

### 钻孔 - 通过热电偶配件

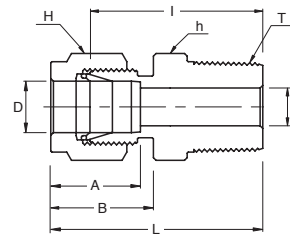
FAY-LOK Bored-Through MALE CONNECTORS accommodate thermocouples or dip tubes  
To order, use TM as a suffix to the desired Male Connector ordering number.

Note - The root diameter of the pipe thread end of male connectors makes it impractical to bore through all male connectors.



• All dimensions in millimeters unless specified as "inch"

**FMC**  
公NPT 转卡套



连接公制管道和母NPT螺纹

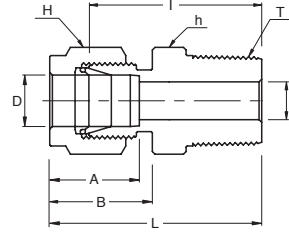

型号.	管外径 D	T (NPT)	d Min	宽度		A	B	I	L
				h	H				
FMC 2M - 2N	2	1/8	1.7	12	12	12.9	15.3	23.9	30.5
FMC 3M - 2N	3	1/8	2.4	12	12	12.9	15.3	23.9	30.5
FMC 3M - 4N	3	1/4	2.4	14	12	12.9	15.3	29.0	35.6
FMC 4M - 2N	4	1/8	2.4	12	12	13.7	16.1	24.6	31.2
FMC 4M - 4N	4	1/4	2.4	14	12	13.7	16.1	29.7	36.3
FMC 6M - 2N	6	1/8	4.8	14	14	15.3	17.7	25.4	32.8
FMC 6M - 4N	6	1/4	4.8	14	14	15.3	17.7	30.5	37.9
FMC 6M - 6N	6	3/8	4.8	18	14	15.3	17.7	31.0	38.4
FMC 6M - 8N	6	1/2	4.8	22	14	15.3	17.7	37.3	44.7
FMC 8M - 2N	8	1/8	4.8	15	16	16.2	18.6	26.7	34.2
FMC 8M - 4N	8	1/4	6.4	15	16	16.2	18.6	31.2	38.7
FMC 8M - 6N	8	3/8	6.4	18	16	16.2	18.6	31.8	39.3
FMC 8M - 8N	8	1/2	6.4	22	16	16.2	18.6	38.1	45.6
FMC 10M - 2N	10	1/8	4.8	18	19	17.2	19.5	28.7	36.3
FMC 10M - 4N	10	1/4	7.9	18	19	17.2	19.5	33.3	40.9
FMC 10M - 6N	10	3/8	7.9	18	19	17.2	19.5	33.3	40.9
FMC 10M - 8N	10	1/2	7.9	22	19	17.2	19.5	38.9	46.5
FMC 12M - 2N	12	1/8	4.8	22	22	22.8	22.0	28.7	38.8
FMC 12M - 4N	12	1/4	7.1	22	22	22.8	22.0	33.3	43.4
FMC 12M - 6N	12	3/8	9.5	22	22	22.8	22.0	33.3	43.4
FMC 12M - 8N	12	1/2	9.5	22	22	22.8	22.0	38.9	49.0
FMC 12M - 12N	12	3/4	9.5	27	22	22.8	22.0	40.4	50.5
FMC 14M - 4N	14	1/4	7.1	24	25	24.4	22.0	34.0	44.1
FMC 14M - 6N	14	3/8	9.5	24	25	24.4	22.0	34.0	44.1
FMC 14M - 8N	14	1/2	11.1	24	25	24.4	22.0	38.9	49.0
FMC 16M - 6N	16	3/8	9.5	24	25	24.4	22.0	34.0	44.1
FMC 16M - 8N	16	1/2	11.9	24	25	24.4	22.0	38.9	49.0
FMC 16M - 12N	16	3/4	12.7	27	25	24.4	22.0	40.4	50.5
FMC 18M - 8N	18	1/2	11.9	27	30	24.4	22.0	40.4	50.5
FMC 18M - 12N	18	3/4	15.1	27	30	24.4	22.0	40.4	50.5
FMC 20M - 8N	20	1/2	11.9	30	32	26.0	22.0	42.2	52.3
FMC 20M - 12N	20	3/4	15.9	30	32	26.0	22.0	42.2	52.3
FMC 22M - 12N	22	3/4	15.9	30	32	26.0	22.0	42.2	52.3
FMC 22M - 16N	22	1	18.3	35	32	26.0	22.0	47.0	57.1
FMC 25M - 12N	25	3/4	15.9	35	38	31.3	26.5	45.2	57.5
FMC 25M - 16N	25	1	21.8	35	38	31.3	26.5	50.0	62.3
FMC 28M - 16N	28	1	21.8	41	46	36.6	36.6	51.6	72.4
FMC 28M - 20N	28	1-1/4	21.8	46	46	36.6	36.6	52.3	73.1
FMC 30M - 20N	30	1-1/4	26.2	46	50	39.6	39.2	55.6	77.2
FMC 32M - 20N	32	1-1/4	28.6	46	50	42.0	41.6	56.6	79.6
FMC 38M - 24N	38	1-1/2	33.7	55	60	49.4	47.9	64.0	91.6

• All dimensions in millimeters unless specified as "inch"



## FMC

### 公ISO (R) 螺纹转卡套



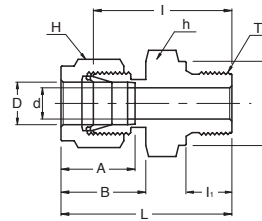
#### 连接公制管道和母ISO螺纹

型号	管外径各O.D. D	T R (PT)	d Min	宽度		A	B	I	L
				h	H				
FMC 2M - 2R	2	1/8	1.7	12	12	12.9	15.3	23.9	30.5
FMC 3M - 2R	3	1/8	2.4	12	12	12.9	15.3	23.9	30.5
FMC 3M - 4R	3	1/4	2.4	14	12	12.9	15.3	29.0	35.6
FMC 4M - 2R	4	1/8	2.4	12	12	13.7	16.1	24.6	31.2
FMC 4M - 4R	4	1/4	2.4	14	12	13.7	16.1	29.7	36.3
FMC 6M - 2R	6	1/8	4.8	14	14	15.3	17.7	25.4	32.8
FMC 6M - 4R	6	1/4	4.8	14	14	15.3	17.7	30.5	37.9
FMC 6M - 6R	6	3/8	4.8	18	14	15.3	17.7	31.0	38.4
FMC 6M - 8R	6	1/2	4.8	22	14	15.3	17.7	37.3	44.7
FMC 8M - 2R	8	1/8	4.8	15	16	16.2	18.6	26.7	34.2
FMC 8M - 4R	8	1/4	6.4	15	16	16.2	18.6	31.2	38.7
FMC 8M - 6R	8	3/8	6.4	18	16	16.2	18.6	31.8	39.3
FMC 8M - 8R	8	1/2	6.4	22	16	16.2	18.6	38.1	45.6
FMC 10M - 2R	10	1/8	4.8	18	19	17.2	19.5	28.7	36.3
FMC 10M - 4R	10	1/4	7.9	18	19	17.2	19.5	33.3	40.9
FMC 10M - 6R	10	3/8	7.9	18	19	17.2	19.5	33.3	40.9
FMC 10M - 8R	10	1/2	7.9	22	19	17.2	19.5	38.9	46.5
FMC 12M - 4R	12	1/4	7.1	22	22	22.8	22.0	33.3	43.4
FMC 12M - 6R	12	3/8	9.5	22	22	22.8	22.0	33.3	43.4
FMC 12M - 8R	12	1/2	9.5	22	22	22.8	22.0	38.9	49.0
FMC 12M - 12R	12	3/4	9.5	27	22	22.8	22.0	40.4	50.5
FMC 15M - 8R	15	1/2	11.9	24	25	24.4	22.0	38.9	49.0
FMC 16M - 4R	16	1/4	7.1	24	25	24.4	22.0	34.0	44.1
FMC 16M - 6R	16	3/8	9.5	24	25	24.4	22.0	34.0	44.1
FMC 16M - 8R	16	1/2	11.9	24	25	24.4	22.0	38.9	49.0
FMC 16M - 12R	16	3/4	12.7	27	25	24.4	22.0	40.4	50.5
FMC 18M - 8R	18	1/2	11.9	27	30	24.4	22.0	40.4	50.5
FMC 18M - 12R	18	3/4	15.1	27	30	24.4	22.0	40.4	50.5
FMC 20M - 8R	20	1/2	11.9	30	32	26.0	22.0	42.2	52.3
FMC 20M - 12R	20	3/4	15.9	30	32	26.0	22.0	42.2	52.3
FMC 22M - 12R	22	3/4	15.9	30	32	26.0	22.0	42.2	52.3
FMC 22M - 16R	22	1	18.3	35	32	26.0	22.0	47.0	57.1
FMC 25M - 12R	25	3/4	15.9	35	38	31.3	26.5	45.2	57.5
FMC 25M - 16R	25	1	21.8	35	38	31.3	26.5	50.0	62.3
FMC 28M - 16R	28	1	21.8	41	46	36.6	36.6	51.6	72.4
FMC 28M - 20R	28	1-1/4	21.8	46	46	36.6	36.6	52.3	73.1
FMC 30M - 20R	30	1-1/4	26.2	46	50	39.6	39.2	55.6	77.2
FMC 32M - 20R	32	1-1/4	28.6	46	50	42.0	41.6	56.6	79.6
FMC 38M - 24R	38	1-1/2	33.7	55	60	49.4	47.9	64.0	91.6

• All dimensions in millimeters unless specified as "inch"

**FGMC**

公ISO平行螺纹垫转卡套



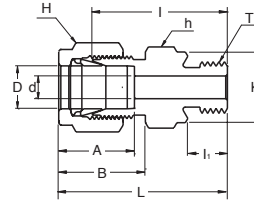
连接英制管道和ISO 平行螺纹

型号	管外径 O.D. D	T G (PF)	d Min	宽度		A	B	I	h	L	K
				h	H						
FGMC 3M - 2G	3	1/8	2.4	14	12	12.9	15.3	23.4	7.1	30.0	13.8
FGMC 3M - 4G	3	1/4	2.4	19	12	12.9	15.3	28.7	11.2	35.3	18.0
FGMC 4M - 2G	4	1/8	2.4	14	12	13.7	16.1	24.1	7.1	30.7	13.8
FGMC 6M - 2G	6	1/8	4.0	14	14	15.3	17.7	24.9	7.1	32.3	13.8
FGMC 6M - 4G	6	1/4	4.8	19	14	15.3	17.7	30.2	11.2	37.6	18.0
FGMC 6M - 6G	6	3/8	4.8	22	14	15.3	17.7	31.5	11.2	38.9	21.8
FGMC 6M - 8G	6	1/2	4.8	27	14	15.3	17.7	37.3	14.2	44.7	26.0
FGMC 8M - 2G	8	1/8	4.0	15	16	16.2	18.6	25.7	7.1	33.2	13.8
FGMC 8M - 4G	8	1/4	6.4	19	16	16.2	18.6	31.0	11.2	38.5	18.0
FGMC 8M - 6G	8	3/8	6.4	22	16	16.2	18.6	32.3	11.2	39.8	21.8
FGMC 8M - 8G	8	1/2	6.4	27	16	16.2	18.6	38.1	14.2	45.6	26.0
FGMC 10M - 4G	10	1/4	5.9	19	19	17.2	19.5	31.8	11.2	39.4	18.0
FGMC 10M - 6G	10	3/8	7.9	22	19	17.2	19.5	33.0	11.2	40.6	21.8
FGMC 10M - 8G	10	1/2	7.9	27	19	17.2	19.5	38.9	14.2	46.5	26.0
FGMC 12M - 4G	12	1/4	5.9	22	22	22.8	22.0	32.5	11.2	42.6	18.0
FGMC 12M - 6G	12	3/8	7.9	22	22	22.8	22.0	33.0	11.2	43.1	21.8
FGMC 12M - 8G	12	1/2	9.5	27	22	22.8	22.0	38.9	14.2	49.0	26.0
FGMC 12M - 12G	12	3/4	9.5	35	22	22.8	22.0	42.7	15.7	52.8	32.0
FGMC 16M - 6G	16	3/8	7.9	24	25	24.4	22.0	33.8	11.2	43.9	21.8
FGMC 16M - 8G	16	1/2	11.9	27	25	24.4	22.0	38.9	14.2	49.0	26.0
FGMC 18M - 8G	18	1/2	11.9	27	30	24.4	22.0	38.9	14.2	49.0	26.0
FGMC 18M - 12G	18	3/4	15.1	35	30	24.4	22.0	42.7	15.7	52.8	32.0
FGMC 20M - 8G	20	1/2	11.9	30	32	26.0	22.0	40.4	14.2	50.5	26.0
FGMC 20M - 12G	20	3/4	15.9	35	32	26.0	22.0	42.7	15.7	52.8	32.0
FGMC 22M - 12G	22	3/4	15.9	35	32	26.0	22.0	42.7	15.7	52.8	32.0
FGMC 22M - 16G	22	1	18.3	41	32	26.0	22.0	45.2	18.3	55.3	39.0
FGMC 25M - 12G	25	3/4	15.9	35	38	31.3	26.5	45.2	15.7	57.5	32.0
FGMC 25M - 16G	25	1	19.8	41	38	31.3	26.5	47.8	18.3	60.1	39.0

\* See page 10 for Explanation of ISO Pipe Thread.

## FOMC

公ISO平行螺纹转卡套-O型密封



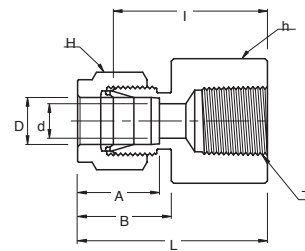
连接公制螺纹和母ISO平行螺纹

型号	管外径 O.D. D	T G (PF)	d Min	宽度		A	B	I	h	L	K
				h	H						
FOMC 3M - 2G	3	1/8	2.4	14	12	12.9	15.3	23.4	7.1	30.0	13.8
FOMC 3M - 4G	3	1/4	2.4	19	12	12.9	15.3	28.7	11.2	35.3	18.0
FOMC 4M - 2G	4	1/8	2.4	14	12	13.7	16.1	24.1	7.1	30.7	13.8
FOMC 6M - 2G	6	1/8	4.0	14	14	15.3	17.7	24.9	7.1	32.3	13.8
FOMC 6M - 4G	6	1/4	4.8	19	14	15.3	17.7	30.2	11.2	37.6	18.0
FOMC 6M - 6G	6	3/8	4.8	22	14	15.3	17.7	31.5	11.2	38.9	21.8
FOMC 6M - 8G	6	1/2	4.8	27	14	15.3	17.7	37.3	14.2	44.7	26.0
FOMC 8M - 2G	8	1/8	4.0	15	16	16.2	18.6	25.7	7.1	33.2	13.8
FOMC 8M - 4G	8	1/4	6.4	19	16	16.2	18.6	31.0	11.2	38.5	18.0
FOMC 8M - 6G	8	3/8	6.4	22	16	16.2	18.6	32.3	11.2	39.8	21.8
FOMC 8M - 8G	8	1/2	6.4	27	16	16.2	18.6	38.1	14.2	45.6	26.0
FOMC 10M - 4G	10	1/4	5.9	19	19	17.2	19.5	31.8	11.2	39.4	18.0
FOMC 10M - 6G	10	3/8	7.9	22	19	17.2	19.5	33.0	11.2	40.6	21.8
FOMC 10M - 8G	10	1/2	7.9	27	19	17.2	19.5	38.9	14.2	46.5	26.0
FOMC 12M - 4G	12	1/4	5.9	22	22	22.8	22.0	32.5	11.2	42.6	18.0
FOMC 12M - 6G	12	3/8	7.9	22	22	22.8	22.0	33.0	11.2	43.1	21.8
FOMC 12M - 8G	12	1/2	9.5	27	22	22.8	22.0	38.9	14.2	49.0	26.0
FOMC 12M - 12G	12	3/4	9.5	35	22	22.8	22.0	42.7	15.7	52.8	32.0
FOMC 15M - 8G	15	1/2	11.9	27	25	24.4	22.0	38.9	14.2	49.0	26.0
FOMC 16M - 6G	16	3/8	7.9	24	25	24.4	22.0	33.8	11.2	43.9	21.8
FOMC 16M - 8G	16	1/2	11.9	27	25	24.4	22.0	38.9	14.2	49.0	26.0
FOMC 18M - 8G	18	1/2	11.9	27	30	24.4	22.0	38.9	14.2	49.0	26.0
FOMC 18M - 12G	18	3/4	15.1	35	30	24.4	22.0	42.7	15.7	52.8	32.0
FOMC 20M - 8G	20	1/2	11.9	30	32	26.0	22.0	40.4	14.2	50.5	26.0
FOMC 20M - 12G	20	3/4	15.9	35	32	26.0	22.0	42.7	15.7	52.8	32.0
FOMC 22M - 12G	22	3/4	15.9	35	32	26.0	22.0	42.7	15.7	52.8	32.0
FOMC 22M - 16G	22	1	18.3	41	32	26.0	22.0	45.2	18.3	55.3	39.0
FOMC 25M - 12G	25	3/4	15.9	35	38	31.3	26.5	45.2	15.7	57.5	32.0
FOMC 25M - 16G	25	1	19.8	41	38	31.3	26.5	47.8	18.3	60.1	39.0

\* See page 10 for Explanation of ISO Pipe Thread.

**FFC**

母NPT转卡套



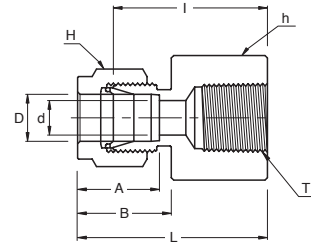
连接英制管道和公NPT螺纹

型号	管外径O.D. D (inch)	T* (NPT)	d Min	宽度		A	B	I	L
				h (inch)	H (inch)				
FFC 2 - 2N	1/8	1/8	2.28	9/16	7/16	12.70	15.24	22.09	28.70
FFC 2 - 4N	1/8	1/4	2.28	3/4	7/16	12.70	15.24	26.92	33.52
FFC 3 - 2N	3/16	1/8	3.04	9/16	1/2	13.71	16.00	23.11	29.71
FFC 4 - 2N	1/4	1/8	4.82	9/16	9/16	15.24	17.78	23.87	31.24
FFC 4 - 4N	1/4	1/4	4.82	3/4	9/16	15.24	17.78	28.44	35.81
FFC 4 - 6N	1/4	3/8	4.82	7/8	9/16	15.24	17.78	30.22	37.59
FFC 4 - 8N	1/4	1/2	4.82	1-1/16	9/16	15.24	17.78	35.05	42.41
FFC 5 - 2N	5/16	1/8	6.35	9/16	5/8	16.25	18.54	24.63	32.00
FFC 5 - 4N	5/16	1/4	6.35	3/4	5/8	16.25	18.54	29.46	36.83
FFC 6 - 2N	3/8	1/8	7.11	5/8	11/16	16.76	19.30	25.40	32.76
FFC 6 - 4N	3/8	1/4	7.11	3/4	11/16	16.76	19.30	30.22	37.59
FFC 6 - 6N	3/8	3/8	7.11	7/8	11/16	16.76	19.30	31.75	39.11
FFC 6 - 8N	3/8	1/2	7.11	1-1/16	11/16	16.76	19.30	36.57	43.94
FFC 6 - 12N	3/8	3/4	7.11	1-5/16	11/16	16.76	19.30	40.38	47.75
FFC 8 - 4N	1/2	1/4	10.41	13/16	7/8	22.86	21.84	30.22	40.38
FFC 8 - 6N	1/2	3/8	10.41	7/8	7/8	22.86	21.84	31.75	41.91
FFC 8 - 8N	1/2	1/2	10.41	1-1/16	7/8	22.86	21.84	36.57	46.73
FFC 8 - 12N	1/2	3/4	10.41	1-5/16	7/8	22.86	21.84	38.10	48.26
FFC 10 - 6N	5/8	3/8	12.70	15/16	1	24.38	21.84	31.75	41.91
FFC 10 - 8N	5/8	1/2	12.70	1-1/16	1	24.38	21.84	36.57	46.73
FFC 12 - 8N	3/4	1/2	15.74	1-1/16	1-1/8	24.38	21.84	36.57	46.73
FFC 12 - 12N	3/4	3/4	15.74	1-5/16	1-1/8	24.38	21.84	38.10	48.26
FFC 14 - 12N	7/8	3/4	18.28	1-5/16	1-1/4	25.90	21.84	39.62	49.78
FFC 16 - 12N	1	3/4	22.35	1-3/8	1-1/2	31.24	26.41	41.14	53.34
FFC 16 - 16N	1	1	22.35	1-5/8	1-1/2	31.24	26.41	50.03	62.23

\* ISO Tapered Threads are available upon request

## FFC

### 母ISO螺纹转卡套



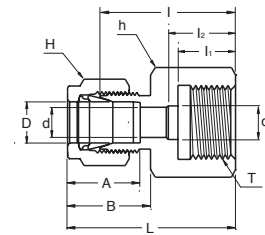
### 连接公制管道和公ISO螺纹

型号	管外径 O.D. D	T* R (PT)	d Min	宽度		A	B	I	L
				h	H				
FFC 3M - 2R	3	1/8	2.4	14	12	12.9	15.3	22.1	28.7
FFC 3M - 4R	3	1/4	2.4	19	12	12.9	15.3	26.9	33.5
FFC 4M - 2R	4	1/8	2.4	14	12	13.7	16.1	23.1	29.7
FFC 6M - 2R	6	1/8	4.8	14	14	15.3	17.7	23.9	31.3
FFC 6M - 4R	6	1/4	4.8	19	14	15.3	17.7	28.4	35.8
FFC 6M - 6R	6	3/8	4.8	22	14	15.3	17.7	30.2	37.6
FFC 6M - 8R	6	1/2	4.8	27	14	15.3	17.7	35.1	42.5
FFC 8M - 2R	8	1/8	6.4	15	16	16.2	18.6	24.6	32.1
FFC 8M - 4R	8	1/4	6.4	19	16	16.2	18.6	29.5	37.0
FFC 8M - 6R	8	3/8	6.4	22	16	16.2	18.6	31.0	38.5
FFC 8M - 8R	8	1/2	6.4	27	16	16.2	18.6	35.8	43.3
FFC 10M - 2R	10	1/8	7.9	18	19	17.2	19.5	25.4	33.0
FFC 10M - 4R	10	1/4	7.9	19	19	17.2	19.5	30.2	37.8
FFC 10M - 6R	10	3/8	7.9	22	19	17.2	19.5	31.8	39.4
FFC 10M - 8R	10	1/2	7.9	27	19	17.2	19.5	36.6	44.2
FFC 12M - 2R	12	1/8	8.3	22	22	22.8	22.0	25.4	35.5
FFC 12M - 4R	12	1/4	9.5	22	22	22.8	22.0	30.2	40.3
FFC 12M - 6R	12	3/8	9.5	22	22	22.8	22.0	31.8	41.9
FFC 12M - 8R	12	1/2	9.5	27	22	22.8	22.0	36.6	46.7
FFC 12M - 12R	12	3/4	9.5	35	22	22.8	22.0	38.9	49.0
FFC 15M - 8R	15	1/2	11.9	27	25	24.4	22.0	36.6	46.7
FFC 16M - 8R	16	1/2	12.7	27	25	24.4	22.0	36.8	46.9
FFC 20M - 8R	20	1/2	15.9	30	32	26.0	22.0	37.8	47.9
FFC 20M - 12R	20	3/4	15.9	35	32	26.0	22.0	39.6	49.7
FFC 22M - 12R	22	3/4	18.3	35	32	26.0	22.0	39.6	49.7
FFC 22M - 16R	22	1	18.3	41	32	26.0	22.0	47.8	57.9
FFC 25M - 12R	25	3/4	21.8	35	38	31.3	26.5	41.1	53.4
FFC 25M - 16R	25	1	21.8	41	38	31.3	26.5	50.0	62.3

\* NPT Threads are available upon request



**FGC**  
表接头



连接英制管道和公ISO螺纹

型号.	管外径O.D. D (inch)	T G (PF)	d Min	d <sub>1</sub>	宽度		A	B	I	I <sub>1</sub>	I <sub>2</sub>	L
					h (inch)	H (inch)						
FGC 4 - 4G	1/4	1/4	4.82	5.58	3/4	9/16	15.24	17.78	30.22	13.00	17.00	37.59
FGC 4 - 6G	1/4	3/8	4.82	6.60	15/16	9/16	15.24	17.78	30.22	14.20	20.30	37.59
FGC 4 - 8G	1/4	1/2	4.82	6.60	1-1/16	9/16	15.24	17.78	36.07	18.80	24.90	43.43
FGC 5 - 4G	5/16	1/4	5.58	-	3/4	5/8	16.25	18.54	30.98	13.00	-	38.35
FGC 5 - 8G	5/16	1/2	7.11	-	1-1/16	5/8	16.25	18.54	33.53	18.80	-	40.89
FGC 6 - 4G	3/8	1/4	5.58	-	3/4	11/16	16.76	19.30	31.75	13.00	-	39.12
FGC 6 - 6G	3/8	3/8	6.60	-	15/16	11/16	16.76	19.30	31.24	14.20	-	38.61
FGC 6 - 8G	3/8	1/2	7.11	-	1-1/16	11/16	16.76	19.30	34.54	18.80	-	41.91
FGC 8 - 4G	1/2	1/4	5.58	-	7/8	7/8	22.86	21.84	31.80	13.00	-	41.95
FGC 8 - 6G	1/2	3/8	6.60	-	15/16	7/8	22.86	21.84	34.29	14.20	-	44.45
FGC 8 - 8G	1/2	1/2	7.11	7.11	1-1/16	7/8	22.86	21.84	38.10	18.80	-	48.26

连接英制管道和ISO螺纹

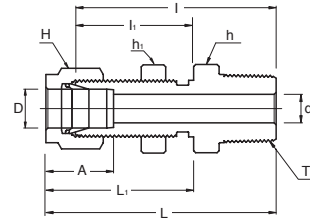
型号.	管外径O.D. D	T G (PF)	d Min	d <sub>1</sub>	宽度		A	B	I	I <sub>1</sub>	I <sub>2</sub>	L
					h	H						
FGC 3M - 4G	3	1/4	2.4	5.5	19	12	12.9	15.3	28.7	13	17	35.3
FGC 6M - 4G	6	1/4	4.8	5.5	19	14	15.3	17.7	30.2	13	17	37.6
FGC 6M - 6G	6	3/8	4.8	6.5	24	14	15.3	17.7	30.2	14	20	37.6
FGC 6M - 8G	6	1/2	4.8	7.0	27	14	15.3	17.7	36.1	19	25	43.5
FGC 8M - 4G	8	1/4	5.5	5.5	19	16	16.2	18.6	31.0	13	-	38.5
FGC 8M - 6G	8	3/8	6.5	6.5	24	16	16.2	18.6	28.7	14	-	36.2
FGC 8M - 8G	8	1/2	7.0	7.0	27	16	16.2	18.6	33.5	19	-	41.0
FGC 10M - 4G	10	1/4	5.5	5.5	19	19	17.2	19.5	31.8	13	-	39.4
FGC 10M - 6G	10	3/8	6.5	6.5	24	19	17.2	19.5	31.2	14	-	38.8
FGC 10M - 8G	10	1/2	7.0	7.0	27	19	17.2	19.5	34.5	19	-	42.1
FGC 12M - 4G	12	1/4	5.5	5.5	22	22	22.8	22.0	31.8	13	-	41.9
FGC 12M - 6G	12	3/8	6.5	6.5	24	22	22.8	22.0	34.3	14	-	44.4
FGC 12M - 8G	12	1/2	7.0	7.0	27	22	22.8	22.0	38.1	19	-	48.2
FGC 20M - 8G	20	1/2	7.0	7.0	30	32	26.0	22.0	44.2	19	-	54.3
FGC 22M - 8G	22	1/2	7.0	7.0	30	32	26.0	22.0	44.2	19	-	54.3

\* See page 11 for Explanation of ISO Pipe Thread.

• All dimensions in millimeters unless specified as "inch"

## FBMC

公螺纹转卡套穿板接头



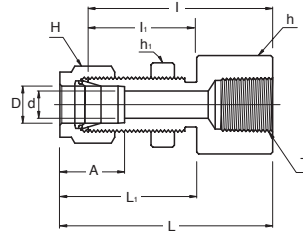
连接英制管道和母NPT螺纹

Part No.	Tube O.D. D (inch)	T* (NPT)	d Min	Width Across Flat			A	l	li	L	Li	面板开孔尺寸	面板最大厚度
				h (inch)	h <sub>1</sub> (inch)	H (inch)							
FBMC 2 - 2N	1/8	1/8	2.28	1/2	1/2	7/16	12.70	39.87	24.63	46.48	31.24	8.33	12.70
FBMC 4 - 2N	1/4	1/8	4.82	5/8	5/8	9/16	15.24	42.16	26.16	49.53	33.52	11.50	10.16
FBMC 4 - 4N	1/4	1/4	4.82	5/8	5/8	9/16	15.24	46.73	26.16	54.10	33.52	11.50	10.16
FBMC 6 - 4N	3/8	1/4	7.11	3/4	3/4	11/16	16.76	50.03	29.46	57.40	36.83	14.68	11.17
FBMC 6 - 6N	3/8	3/8	7.11	3/4	3/4	11/16	16.76	50.03	29.46	57.40	36.83	14.68	11.17
FBMC 6 - 8N	3/8	1/2	7.11	7/8	3/4	11/16	16.76	56.38	29.46	63.75	36.83	14.68	11.17
FBMC 8 - 6N	1/2	3/8	9.65	15/16	15/16	7/8	22.86	53.08	31.75	63.24	41.91	19.44	12.70
FBMC 8 - 8N	1/2	1/2	10.41	15/16	15/16	7/8	22.86	58.67	31.75	68.83	41.91	19.44	12.70
FBMC 12 - 12N	3/4	3/4	15.74	1-3/16	1-3/16	1-1/8	24.38	66.04	37.33	76.20	47.49	25.79	16.76
FBMC 16 - 16N	1	1	22.35	1-5/8	1-5/8	1-1/2	31.24	81.02	45.21	93.21	57.40	33.73	19.05

\* ISO Tapered Threads are available upon request

**FBFC**

母螺纹转卡套穿板接头



连接英制管道和公NPT螺纹

型号	管外径 O.D. D (inch)	T* (NPT)	d Min	宽度			A	l	h <sub>i</sub>	L	L <sub>1</sub>	面板 开孔 尺寸	面板 最大 厚度
				h (inch)	h <sub>1</sub> (inch)	H (inch)							
FBFC 2 - 2N	1/8	1/8	2.28	9/16	1/2	7/16	12.70	38.10	24.63	44.70	31.24	8.33	12.70
FBFC 4 - 2N	1/4	1/8	4.82	5/8	5/8	9/16	15.24	39.62	26.16	46.99	33.52	11.50	10.16
FBFC 4 - 4N	1/4	1/4	4.82	3/4	5/8	9/16	15.24	44.45	26.16	51.81	33.52	11.50	10.16
FBFC 6 - 4N	3/8	1/4	7.11	3/4	3/4	11/16	16.76	47.75	29.46	55.11	36.83	14.68	11.17
FBFC 8 - 6N	1/2	3/8	10.41	15/16	15/16	7/8	22.86	51.56	31.75	61.72	41.91	19.44	12.70
FBFC 8 - 8N	1/2	1/2	10.41	1-1/16	15/16	7/8	22.86	56.38	31.75	66.54	41.91	19.44	12.70
FBFC 12 - 12N	3/4	3/4	15.74	1-1/4	1-3/16	1-1/8	24.38	63.60	37.33	73.51	47.49	25.79	16.76

\* ISO Tapered Threads are available upon request

**Connects Metric Tubes To Male NPT Thread**

Part No.	Tube O.D. D	T* (NPT)	d Min	Width Across Flat			A	l	h <sub>i</sub>	L	L <sub>1</sub>	面板 开孔 尺寸	面板 最大 厚度
				h	h <sub>1</sub>	H							
FBFC 6M - 2N	6	1/8	4.8	15.8	15.8	14	15.3	39.6	27.7	46.90	35.00	11.5	10.2
FBFC 6M - 4N	6	1/4	4.8	19.0	16.0	14	15.3	44.4	26.2	51.80	33.60	11.5	10.2
FBFC 8M - 4N	8	1/4	6.3	19.0	17.4	16	16.2	46.7	28.4	53.85	35.55	13.1	11.2
FBFC 12M - 8N	12	1/2	9.5	27.0	24.0	22	22.8	56.4	31.8	66.50	41.90	19.5	12.7

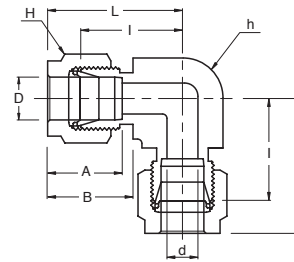
\* ISO Tapered Threads are available upon request

# Elbow & Tee

ELBOWS	
<b>FUE</b> 卡套弯头 page 29	
<b>FME</b> NPT转卡套弯头 page 30	
<b>FHME</b> ° 45 NPT转卡套弯头 page 33	
<b>FPHME</b> ° 45 螺纹转卡套弯头 page 34	
<b>FPME</b> NPT转卡套弯头 page 34	
<b>FFE</b> NPT转卡套弯头 page 36	
TEE	
<b>FUT</b> 卡套三通 page 37	
<b>FRUT</b> 变径三通 page 38	
<b>FMBT</b> 卡套螺纹三通 page 39	
<b>FPMBT</b> 卡套螺纹三通 page 40	
<b>FMRT</b> 卡套螺纹三通 page 42	
<b>FPMRT</b> 卡套螺纹三通 page 43	
<b>FFBT</b> 卡套螺纹三通 page 45	
<b>FFRT</b> 卡套螺纹三通 page 46	
<b>FUC</b> 卡套四通 page 47	



**FUE**  
卡套弯头



连接英制管道

型号	管外径 O.D. D (inch)	d Min	宽度		A	B	I	L
			h (inch)	H (inch)				
FUE - 1	1/16	1.27	3/8	5/16	8.63	10.92	14.00	18.03
FUE - 2	1/8	2.28	3/8	7/16	12.70	15.24	15.74	22.35
FUE - 3	3/16	3.04	1/2	1/2	13.71	16.00	18.54	25.14
FUE - 4	1/4	4.82	1/2	9/16	15.24	17.78	20.10	27.40
FUE - 5	5/16	6.35	5/8	5/8	16.25	18.54	22.35	29.71
FUE - 6	3/8	7.11	5/8	11/16	16.76	19.30	23.11	30.48
FUE - 8	1/2	10.41	13/16	7/8	22.86	21.84	25.90	36.06
FUE - 10	5/8	12.70	15/16	1	24.38	21.84	27.94	38.10
FUE - 12	3/4	15.74	1-1/16	1-1/8	24.38	21.84	29.71	39.87
FUE - 14	7/8	18.28	1-3/8	1-1/4	25.90	21.84	34.54	44.70
FUE - 16	1	22.35	1-3/8	1-1/2	31.24	26.41	36.83	49.02
FUE - 20	1-1/4	27.69	1-11/16	1-7/8	41.15	38.86	44.45	66.55
FUE - 24	1-1/2	34.04	2	2-1/4	50.04	45.21	50.80	77.98
FUE - 32	2	45.97	2-3/4	3	67.56	62.74	69.85	107.19

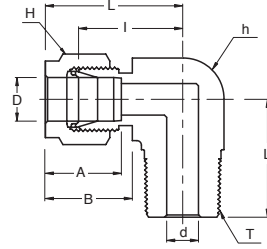
连接公制管道

型号	管外径 O.D. D	d Min	宽度		A	B	I	L
			h	H				
FUE - 2M	2	1.7	9.5	12	12.9	15.3	15.7	22.3
FUE - 3M	3	2.4	9.5	12	12.9	15.3	15.7	22.3
FUE - 4M	4	2.4	12.7	12	13.7	16.1	18.8	25.4
FUE - 6M	6	4.8	12.7	14	15.3	17.7	19.6	27.0
FUE - 8M	8	6.4	15.9	16	16.2	18.6	22.4	29.9
FUE - 10M	10	7.9	17.5	19	17.2	19.5	23.9	31.5
FUE - 12M	12	9.5	20.6	22	22.8	22.0	25.9	36.0
FUE - 15M	15	11.9	23.8	25	24.4	22.0	27.9	38.8
FUE - 16M	16	12.7	23.8	25	24.4	22.0	27.9	38.0
FUE - 18M	18	15.1	27.0	30	24.4	22.0	29.7	39.8
FUE - 20M	20	15.9	34.9	32	26.0	22.0	34.5	44.6
FUE - 22M	22	18.3	34.9	32	26.0	22.0	34.5	44.6
FUE - 25M	25	21.8	34.9	38	31.3	26.5	36.8	49.1
FUE - 28M	28	21.8	41	46	36.6	36.6	43.2	64.0
FUE - 30M	30	26.2	46	50	39.6	39.2	48.3	69.9
FUE - 32M	32	28.6	46	50	42.0	41.6	49.3	72.3
FUE - 38M	38	33.7	55	60	49.4	47.9	56.4	84.0

• All dimensions in millimeters unless specified as "inch"

## FME

### 公NPT转卡套弯头

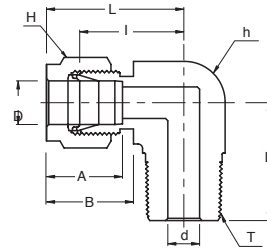


### 连接公制管道和母NPT螺纹

型号	管外径 O.D. D	T (NPT)	d Min	宽度		A	B	I	L	L <sub>1</sub>
				h	H					
FME 3M - 2N	3	1/8	2.4	12.7	12	12.9	15.3	17.0	23.6	17.8
FME 3M - 4N	3	1/4	2.4	12.7	12	12.9	15.3	18.0	24.6	23.4
FME 4M - 2N	4	1/8	2.4	12.7	12	13.7	16.1	18.8	25.4	18.8
FME 4M - 4N	4	1/4	2.4	12.7	12	13.7	16.1	18.8	25.4	23.4
FME 6M - 2N	6	1/8	4.8	12.7	14	15.3	17.7	19.6	27.0	18.8
FME 6M - 4N	6	1/4	4.8	12.7	14	15.3	17.7	19.6	27.0	23.4
FME 6M - 6N	6	3/8	4.8	15.9	14	15.3	17.7	22.4	29.8	26.2
FME 6M - 8N	6	1/2	4.8	20.6	14	15.3	17.7	24.4	31.8	33.0
FME 8M - 2N	8	1/8	4.8	14.3	16	16.2	18.6	21.3	28.8	19.8
FME 8M - 4N	8	1/4	6.4	14.3	16	16.2	18.6	21.3	28.8	24.4
FME 8M - 6N	8	3/8	6.4	15.9	16	16.2	18.6	23.1	30.6	26.2
FME 8M - 8N	8	1/2	6.4	20.6	16	16.2	18.6	25.1	32.6	33.0
FME 10M - 2N	10	1/8	4.8	17.5	19	17.2	19.5	23.9	31.5	21.6
FME 10M - 4N	10	1/4	7.1	17.5	19	17.2	19.5	23.9	31.5	26.2
FME 10M - 6N	10	3/8	7.9	17.5	19	17.2	19.5	23.9	31.5	26.2
FME 10M - 8N	10	1/2	7.9	20.6	19	17.2	19.5	25.9	33.5	33.0
FME 12M - 4N	12	1/4	7.1	20.6	22	22.8	22.0	25.9	36.0	28.2
FME 12M - 6N	12	3/8	9.5	20.6	22	22.8	22.0	25.9	36.0	28.2
FME 12M - 8N	12	1/2	9.5	20.6	22	22.8	22.0	25.9	36.0	33.0
FME 12M - 12N	12	3/4	9.5	27.0	22	22.8	22.0	29.7	39.8	36.8
FME 16M - 6N	16	3/8	9.5	23.8	25	24.4	22.0	27.9	38.0	30.2
FME 16M - 8N	16	1/2	11.9	23.8	25	24.4	22.0	27.9	38.0	35.1
FME 16M - 12N	16	3/4	12.7	27.0	25	24.4	22.0	29.7	39.8	36.8
FME 18M - 8N	18	1/2	11.9	27.0	30	24.4	22.0	29.7	39.8	36.8
FME 18M - 12N	18	3/4	15.1	27.0	30	24.4	22.0	29.7	39.8	36.8
FME 20M - 8N	20	1/2	11.9	34.9	32	26.0	22.0	34.5	44.6	41.7
FME 20M - 12N	20	3/4	15.9	34.9	32	26.0	22.0	34.5	44.6	41.7
FME 22M - 12N	22	3/4	15.9	34.9	32	26.0	22.0	34.5	44.6	41.7
FME 22M - 16N	22	1	18.3	34.9	32	26.0	22.0	34.5	44.6	46.5
FME 25M - 12N	25	3/4	15.9	34.9	38	31.3	26.5	36.8	49.1	41.7
FME 25M - 16N	25	1	21.8	34.9	38	31.3	26.5	36.8	49.1	46.5
FME 30M - 20N	30	1-1/4	26.2	46	50	39.6	39.2	48.3	69.9	53.1
FME 32M - 20N	32	1-1/4	27.8	46	50	42.0	41.6	49.3	72.3	53.1
FME 38M - 24N	38	1-1/2	33.7	55	60	49.4	47.9	56.4	84.0	60.4

• All dimensions in millimeters unless specified as "inch"

**FME**  
ISO螺纹转卡套弯头



连接公制管道和母ISO螺纹

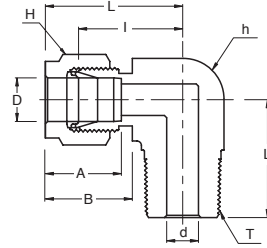
型号	管外径 O.D. D	T R (PT)	d Min	宽度		A	B	I	L	L <sub>1</sub>
				h	H					
FME 3M - 2R	3	1/8	2.4	12.7	12	12.9	15.3	17.0	23.6	17.8
FME 3M - 4R	3	1/4	2.4	12.7	12	12.9	15.3	18.0	24.6	23.4
FME 4M - 2R	4	1/8	2.4	12.7	12	13.7	16.1	18.8	25.4	18.8
FME 4M - 4R	4	1/4	2.4	12.7	12	13.7	16.1	18.8	25.4	23.4
FME 6M - 2R	6	1/8	4.8	12.7	14	15.3	17.7	19.6	27.0	18.8
FME 6M - 4R	6	1/4	4.8	12.7	14	15.3	17.7	19.6	27.0	23.4
FME 6M - 6R	6	3/8	4.8	15.9	14	15.3	17.7	22.4	29.8	26.2
FME 6M - 8R	6	1/2	4.8	20.6	14	15.3	17.7	24.4	31.8	33.0
FME 8M - 2R	8	1/8	4.8	14.3	16	16.2	18.6	21.3	28.8	19.8
FME 8M - 4R	8	1/4	6.4	14.3	16	16.2	18.6	21.3	28.8	24.4
FME 8M - 6R	8	3/8	6.4	15.9	16	16.2	18.6	23.1	30.6	26.2
FME 8M - 8R	8	1/2	6.4	20.6	16	16.2	18.6	25.1	32.6	33.0
FME 10M - 4R	10	1/4	7.1	17.5	19	17.2	19.5	23.9	31.5	26.2
FME 10M - 6R	10	3/8	7.9	17.5	19	17.2	19.5	23.9	31.5	26.2
FME 10M - 8R	10	1/2	7.9	20.6	19	17.2	19.5	25.9	33.5	33.0
FME 12M - 2R	12	1/8	4.8	20.6	22	22.8	22.0	25.9	36.0	23.6
FME 12M - 4R	12	1/4	7.1	20.6	22	22.8	22.0	25.9	36.0	28.2
FME 12M - 6R	12	3/8	9.5	20.6	22	22.8	22.0	25.9	36.0	28.2
FME 12M - 8R	12	1/2	9.5	20.6	22	22.8	22.0	25.9	36.0	33.0
FME 12M - 12R	12	3/4	9.5	27.0	22	22.8	22.0	29.7	39.8	36.8
FME 16M - 6R	16	3/8	9.5	23.8	25	24.4	22.0	27.9	38.0	30.2
FME 16M - 8R	16	1/2	11.9	23.8	25	24.4	22.0	27.9	38.0	35.1
FME 18M - 8R	18	1/2	11.9	27.0	30	24.4	22.0	29.7	39.8	36.8
FME 18M - 12R	18	3/4	15.1	27.0	30	24.4	22.0	29.7	39.8	36.8
FME 20M - 8R	20	1/2	11.9	34.9	32	26.0	22.0	34.5	44.6	41.7
FME 20M - 12R	20	3/4	15.9	34.9	32	26.0	22.0	34.5	44.6	41.7
FME 22M - 12R	22	3/4	15.9	34.9	32	26.0	22.0	34.5	44.6	41.7
FME 22M - 16R	22	1	18.3	34.9	32	26.0	22.0	34.5	44.6	46.5
FME 25M - 12R	25	3/4	15.9	34.9	38	31.3	26.5	36.8	49.1	41.7
FME 25M - 16R	25	1	21.8	34.9	38	31.3	26.5	36.8	49.1	46.5

• All dimensions in millimeters unless specified as "inch"



FME

公NPT转卡套弯头



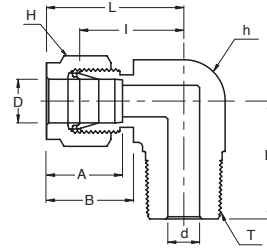
连接英制管道和母NPT螺纹

型号	管外径O.D. D (inch)	T (NPT)	d Min	宽度		A	B	I	L	L <sub>1</sub>
				h (inch)	H (inch)					
FME 2 - 2N	1/8	1/8	2.28	1/2	7/16	12.70	15.24	18.00	24.30	18.80
FME 2 - 4N	1/8	1/4	2.28	1/2	7/16	12.70	15.24	18.00	24.30	23.36
FME 3 - 2N	3/16	1/8	3.04	1/2	1/2	13.71	16.00	18.79	25.40	18.79
FME 3 - 4N	3/16	1/4	3.04	1/2	1/2	13.71	16.00	18.79	25.40	23.36
FME 4 - 2N	1/4	1/8	4.82	1/2	9/16	15.24	17.78	19.55	26.92	18.79
FME 4 - 4N	1/4	1/4	4.82	1/2	9/16	15.24	17.78	19.55	26.92	23.36
FME 4 - 6N	1/4	3/8	4.82	5/8	9/16	15.24	17.78	22.35	29.71	26.16
FME 4 - 8N	1/4	1/2	4.82	13/16	9/16	15.24	17.78	24.38	31.75	33.02
FME 5 - 2N	5/16	1/8	4.82	9/16	5/8	16.25	18.54	21.33	28.70	19.81
FME 5 - 4N	5/16	1/4	6.35	9/16	5/8	16.25	18.54	21.33	28.70	24.38
FME 5 - 6N	5/16	3/8	6.35	11/16	5/8	16.25	18.54	23.11	30.48	26.16
FME 6 - 2N	3/8	1/8	4.82	5/8	11/16	16.76	19.30	23.11	30.48	20.82
FME 6 - 4N	3/8	1/4	7.11	5/8	11/16	16.76	19.30	23.11	30.48	25.40
FME 6 - 6N	3/8	3/8	7.11	5/8	11/16	16.76	19.30	23.87	31.24	26.16
FME 6 - 8N	3/8	1/2	7.11	13/16	11/16	16.76	19.30	25.90	33.27	33.02
FME 6 - 12N	3/8	3/4	7.11	1-1/16	11/16	16.76	19.30	29.71	37.08	36.83
FME 8 - 4N	1/2	1/4	7.11	13/16	7/8	22.86	21.84	25.90	36.06	28.19
FME 8 - 6N	1/2	3/8	9.65	13/16	7/8	22.86	21.84	25.90	36.06	28.19
FME 8 - 8N	1/2	1/2	10.41	13/16	7/8	22.86	21.84	25.90	36.06	33.02
FME 8 - 12N	1/2	3/4	10.41	1-1/16	7/8	22.86	21.84	29.71	39.87	36.83
FME 10 - 6N	5/8	3/8	9.65	15/16	1	24.38	21.84	27.94	38.10	30.22
FME 10 - 8N	5/8	1/2	11.93	15/16	1	24.38	21.84	27.94	38.10	35.10
FME 10 - 12N	5/8	3/4	12.70	1-1/16	1	24.38	21.84	29.71	39.87	36.83
FME 12 - 8N	3/4	1/2	11.93	1-1/16	1-1/8	24.38	21.84	29.71	39.87	36.83
FME 12 - 12N	3/4	3/4	15.74	1-1/16	1-1/8	24.38	21.84	29.71	39.87	36.83
FME 14 - 12N	7/8	3/4	15.74	1-3/8	1-1/4	25.90	21.84	34.54	44.70	41.65
FME 16 - 12N	1	3/4	15.74	1-3/8	1-1/2	31.24	26.41	36.83	49.02	41.65
FME 16 - 16N	1	1	22.35	1-3/8	1-1/2	31.24	26.41	36.83	49.02	46.48
FME 20 - 20N	1-1/4	1-1/4	27.69	1-11/16	1-7/8	41.15	38.86	44.45	66.55	47.75
FME 24 - 24N	1-1/2	1-1/2	34.04	2	2-1/4	50.04	45.21	50.80	77.98	60.45
FME 32 - 32N	2	2	45.97	2-3/4	3	67.56	62.74	69.85	107.19	70.61

• All dimensions in millimeters unless specified as "inch"

**FME**

公ISO螺纹转卡套弯头

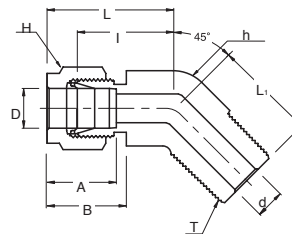


连接英制管道和母ISO螺纹

型号.	管外径O.D. D (inch)	T R (PT)	d Min	宽度		A	B	I	L	L <sub>1</sub>
				h (inch)	H (inch)					
FME 4 - 2R	1/4	1/8	4.82	1/2	9/16	15.24	17.78	19.55	26.92	18.79
FME 4 - 4R	1/4	1/4	4.82	1/2	9/16	15.24	17.78	19.55	26.92	23.36
FME 4 - 6R	1/4	3/8	4.82	5/8	9/16	15.24	17.78	22.35	29.71	26.16
FME 4 - 8R	1/4	1/2	4.82	13/16	9/16	15.24	17.78	24.38	31.75	33.02
FME 5 - 4R	5/16	1/4	6.35	9/16	5/8	16.25	18.54	21.33	28.70	24.38
FME 6 - 4R	3/8	1/4	7.11	5/8	11/16	16.76	19.30	23.11	30.48	25.40
FME 6 - 6R	3/8	3/8	7.11	5/8	11/16	16.76	19.30	23.87	31.24	26.16
FME 8 - 6R	1/2	3/8	9.65	13/16	7/8	22.86	21.84	25.91	36.07	28.20
FME 8 - 8R	1/2	1/2	10.41	13/16	7/8	22.86	21.84	25.91	36.07	33.02

**FHME**

45°公NPT转卡套弯头



连接英制管道和母NPT螺纹

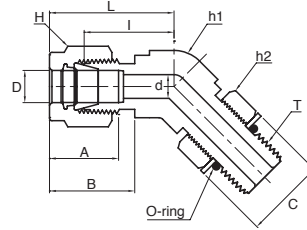
型号.	管外径O.D. D (inch)	T* (NPT)	d Min	宽度		A	B	I	L	L <sub>1</sub>
				h (inch)	H (inch)					
FHME 4 - 2N	1/4	1/8	4.82	1/2	9/16	15.24	17.78	17.27	24.63	16.51
FHME 4 - 4N	1/4	1/4	4.82	1/2	9/16	15.24	17.78	17.27	24.63	21.08
FHME 6 - 2N	3/8	1/8	4.82	5/8	11/16	16.76	19.30	20.57	27.94	18.28
FHME 6 - 4N	3/8	1/4	7.11	5/8	11/16	16.76	19.30	20.57	27.94	22.86
FHME 6 - 6N	3/8	3/8	7.11	13/16	11/16	16.76	19.30	21.84	29.21	24.13
FHME 8 - 6N	1/2	3/8	9.65	13/16	7/8	22.86	21.84	21.84	32.00	24.13
FHME 8 - 8N	1/2	1/2	10.41	13/16	7/8	22.86	21.84	21.84	32.00	28.95

\* ISO Tapered Threads are available upon request

• All dimensions in millimeters unless specified as "inch"

## FPHME

45°公螺纹垫圈密封转卡套弯头

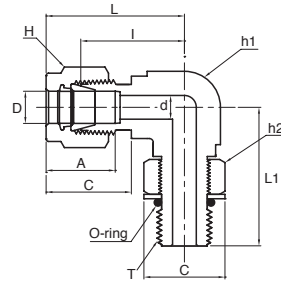


连接英制管道和 SAE/MS螺纹

型号.	管外径 O.D. D (inch)	T (U)	d Min	宽度			A	B	I	L	L1	C
				h1	h2	H						
FPHME 4 - 4U	1/4	7/16-20	4.83	1/2	9/16	9/16	15.24	17.78	18.29	25.64	25.65	16.51
FPHME 6 - 6U	3/8	9/16-18	7.11	5/8	11/16	11/16	16.76	19.30	20.57	27.94	28.19	20.07
FPHME 8 - 8U	1/2	3/4-16	10.41	13/16	7/8	7/8	22.86	21.84	21.84	32.00	32.26	25.65
FPHME 12 - 12U	3/4	1-1/16-12	15.75	1-1/8	1-1/4	1-1/8	24.38	24.84	29.72	39.88	47.24	36.58
FPHME 16 - 16U	1	1-5/16-12	22.35	1-3/8	1-1/2	1-1/2	31.24	26.42	35.31	47.50	50.55	43.94

## FPME

公SAE/MS螺纹转卡套弯头



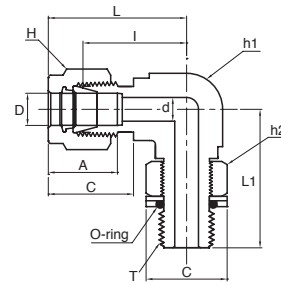
连接英制管道和SAE/MS螺纹

型号.	管外径 O.D. D (inch)	T (U)	d Min	宽度			A	B	I	L	L1	C
				h1	h2	H						
FPME 4 - 4U	1/4	7/16-20	4.83	1/2	9/16	9/16	15.24	17.78	21.08	28.45	28.45	16.51
FPME 4 - 6U	1/4	9/16-18	4.83	5/8	11/16	9/16	15.24	17.78	23.11	30.48	32.26	20.07
FPME 5 - 5U	5/16	1/2-20	5.84	9/16	5/8	5/8	16.26	18.54	22.86	30.23	29.46	18.29
FPME 6 - 6U	3/8	9/16-18	7.11	5/8	11/16	11/16	16.76	19.30	24.64	32.00	32.26	20.07
FPME 6 - 8U	3/8	3/4-16	7.11	13/16	7/8	11/16	16.76	19.30	27.43	34.80	37.85	25.65
FPME 8 - 8U	1/2	3/4-16	10.41	13/16	7/8	7/8	22.86	21.84	27.43	37.59	37.85	25.65
FPME 10 - 10U	5/8	7/8-14	12.70	15/16	1	1	24.38	21.84	29.46	39.62	43.43	29.46
FPME 12 - 12U	3/4	1-1/16-12	15.75	1-1/16	1-1/4	1-1/8	24.38	21.84	31.24	41.40	48.77	36.58
FPME 14 - 14U	7/8	3/16-12	18.29	1-3/16	1-3/8	1-1/4	25.91	21.84	33.02	43.18	50.55	40.39
FPME 16 - 16U	1	1-5/16-12	22.35	1-3/8	1-1/2	1-1/2	31.24	26.42	38.35	50.55	53.59	43.94
FPME 20 - 20U	1-1/4	1-5/8-12	27.69	1-11/16	1-7/8	1-7/8	41.15	38.86	45.72	67.82	58.17	54.86
FPME 24 - 24U	1-1/2	1-7/8-12	34.04	2	2-1/8	2-1/4	50.04	45.21	50.80	77.98	60.45	62.23
FPME 32 - 32U	2-1/2	2-1/2-12	45.97	2-3/4	2-3/4	3	67.56	62.74	69.85	107.19	71.63	80.26

• All dimensions in millimeters unless specified as "inch"

**FPME**

公螺纹转卡套弯头



连接英制管道和母ISO螺纹

型号.	管外径 O.D. D (inch)	T (PF)	d Min	宽度			A	B	I	L	L1	C
				h1	h2	H						
FPME 4 - 2G	1/4	1/8	4.06	1/2	9/16	9/16	15.24	17.78	19.56	26.92	26.42	17.27
FPME 4 - 4G	1/4	1/4	4.83	5/8	3/4	9/16	15.24	17.78	21.59	28.96	32.26	22.86
FPME 6 - 4G	3/8	1/4	5.84	5/8	3/4	11/16	16.76	19.30	23.11	30.48	32.26	22.86
FPME 6 - 6G	3/8	3/8	7.11	13/16	7/8	11/16	16.76	19.30	25.91	33.27	37.08	26.42
FPME 8 - 4G	1/2	1/4	5.84	13/16	3/4	7/8	22.86	21.84	25.91	36.07	35.05	26.42
FPME 8 - 6G	1/2	3/8	7.87	13/16	7/8	7/8	22.86	21.84	25.91	36.07	37.08	22.86
FPME 8 - 8G	1/2	1/2	10.41	15/16	1-1/16	7/8	22.86	21.84	27.94	38.10	43.43	26.42
FPME 10 - 8G	5/8	1/2	11.94	15/16	1-1/16	1	24.38	21.84	27.94	38.10	43.43	32.00
FPME 12 - 8G	3/4	1/2	11.94	1-1/16	1-1/16	1-1/8	24.38	21.84	29.72	39.88	45.21	32.00
FPME 12 - 12G	3/4	3/4	15.75	1-1/16	1-3/8	1-1/8	24.38	21.84	29.72	39.88	48.77	41.15
FPME 16 - 12G	1	3/4	15.75	1-3/8	1-3/8	1-1/2	31.24	26.42	36.83	49.02	53.34	41.15
FPME 16 - 16G	1	1	19.81	1-3/8	1-3/8	1-1/2	31.24	26.42	36.83	49.02	53.59	48.51

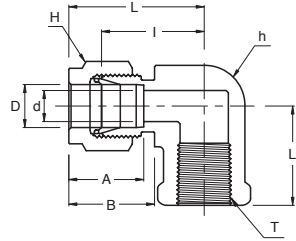
连接公制管道和母ISO螺纹

型号.	管外径 O.D. D (inch)	T (PF)	d Min	宽度			A	B	I	L	L1	C
				h1	h2	H						
FPME 6M - 2G	6	1/8	4.0	1/2	9/16	14	15.3	17.7	19.6	27.0	26.4	17.3
FPME 6M - 4G	6	1/4	4.8	5/8	3/4	14	15.3	17.7	21.6	29.0	32.3	22.9
FPME 8M - 2G	8	1/8	4.0	9/16	9/16	16	16.2	18.6	21.3	28.8	27.4	17.3
FPME 8M - 4G	8	1/4	5.9	5/8	3/4	16	16.2	18.6	22.4	29.9	32.2	22.9
FPME 10M - 4G	10	1/4	5.9	13/16	3/4	19	17.2	19.5	25.9	33.5	35.0	22.9
FPME 10M - 6G	10	3/8	7.9	13/16	7/8	19	17.2	19.5	25.9	33.5	37.1	26.4
FPME 12M - 4G	12	1/4	5.9	13/16	3/4	22	22.8	22.0	25.9	36.0	35.0	22.9
FPME 12M - 6G	12	3/8	7.9	13/16	7/8	22	22.8	22.0	25.9	36.0	37.1	26.4
FPME 12M - 8G	12	1/2	9.5	15/16	1-1/16	22	22.8	22.0	27.9	38.0	43.4	32.0
FPME 12M - 12G	12	3/4	9.5	1-1/16	1-3/8	22	22.8	22.0	29.7	39.8	48.8	41.1

• All dimensions in millimeters unless specified as "inch"

### FFE

#### 母NPT转卡套弯头



#### 连接英制管道和公NPT螺纹

型号.	管外径 D (inch)	T* (NPT)	d Min	宽度		A	B	I	L	L <sub>1</sub>
				h (inch)	H (inch)					
FFE 2 - 2N	1/8	1/8	2.28	1/2	7/16	12.70	15.24	18.03	24.63	19.05
FFE 2 - 4N	1/8	1/4	2.28	11/16	7/16	12.70	15.24	20.82	27.43	22.35
FFE 3 - 2N	3/16	1/8	3.04	1/2	1/2	13.71	16.00	18.79	25.40	19.05
FFE 4 - 2N	1/4	1/8	4.82	1/2	9/16	15.24	17.78	19.55	26.92	19.05
FFE 4 - 4N	1/4	1/4	4.82	11/16	9/16	15.24	17.78	22.35	29.71	22.35
FFE 4 - 6N	1/4	3/8	4.82	13/16	9/16	15.24	17.78	24.38	31.75	22.35
FFE 4 - 8N	1/4	1/2	4.82	1	9/16	15.24	17.78	27.17	34.54	28.44
FFE 5 - 2N	5/16	1/8	6.35	9/16	5/8	16.25	18.54	21.33	28.70	19.05
FFE 5 - 4N	5/16	1/4	6.35	11/16	5/8	16.25	18.54	23.11	30.48	22.35
FFE 6 - 2N	3/8	1/8	7.11	5/8	11/16	16.76	19.30	23.11	30.48	19.05
FFE 6 - 4N	3/8	1/4	7.11	11/16	11/16	16.76	19.30	23.87	31.24	22.35
FFE 6 - 6N	3/8	3/8	7.11	13/16	11/16	16.76	19.30	25.90	33.27	22.35
FFE 6 - 8N	3/8	1/2	7.11	1	11/16	16.76	19.30	28.70	36.06	28.44
FFE 8 - 4N	1/2	1/4	10.41	13/16	7/8	22.86	21.84	25.90	36.06	22.35
FFE 8 - 6N	1/2	3/8	10.41	13/16	7/8	22.86	21.84	25.90	36.06	22.35
FFE 8 - 8N	1/2	1/2	10.41	1	7/8	22.86	21.84	28.70	38.86	37.00
FFE 10 - 6N	5/8	3/8	12.70	15/16	1	24.38	21.84	27.94	38.10	22.35
FFE 10 - 8N	5/8	1/2	12.70	1-1/16	1	24.38	21.84	29.71	39.87	28.44
FFE 12 - 8N	3/4	1/2	15.74	1-1/16	1-1/8	24.38	21.84	29.71	39.87	28.44
FFE 12 - 12N	3/4	3/4	15.74	1-3/8	1-1/8	24.38	21.84	34.54	44.70	31.75
FFE 14 - 12N	7/8	3/4	18.28	1-3/8	1-1/4	25.90	21.84	34.54	44.70	31.75
FFE 16 - 12N	1	3/4	22.35	1-3/8	1-1/2	31.24	26.41	36.83	49.02	31.75
FFE 16 - 16N	1	1	22.35	1-11/16	1-1/2	31.24	26.41	41.40	53.59	38.10

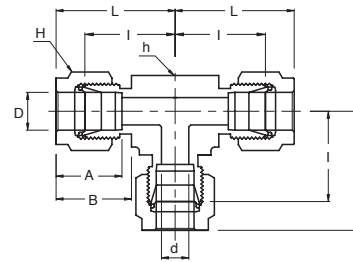
#### 连接公制管道和公NPT螺纹

型号.	管外径 D	T* (NPT)	d Min	宽度		A	B	I	L	L <sub>1</sub>
				h	H					
FFE 6M - 4N	6	1/4	4.8	17.46	14	15.3	17.7	22.4	29.8	22.40
FFE 6M - 6N	6	3/8	4.8	20.63	14	15.3	17.7	24.4	31.7	22.40
FFE 6M - 8N	6	1/2	4.8	25.40	14	15.3	17.7	27.2	34.6	28.40
FFE 8M - 4N	8	1/4	6.4	17.46	16	16.2	18.6	23.1	30.6	22.40
FFE 8M - 8N	8	1/2	6.4	20.63	16	16.2	18.6	28.0	35.2	28.40
FFE 10M - 4N	10	1/4	7.9	17.46	19	17.2	19.5	25.9	33.5	22.40
FFE 10M - 6N	10	3/8	7.9	20.63	19	17.2	19.5	25.9	33.5	22.40
FFE 10M - 8N	10	1/2	7.9	25.40	19	17.2	19.5	28.7	36.1	28.40
FFE 12M - 6N	12	3/8	9.5	20.63	22	22.8	22.0	25.9	36.2	22.35
FFE 12M - 8N	12	1/2	9.5	25.40	22	22.8	22.0	28.7	38.8	28.40

\* ISO Tapered Threads are available upon request

• All dimensions in millimeters unless specified as "inch"

**FUT**  
卡套三通



连接英制管道

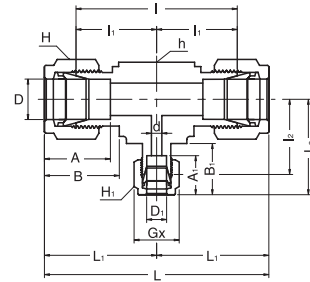
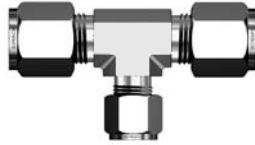
型号	管外径O.D. D (inch)	d Min	宽度		A	B	I	L
			h (inch)	H (inch)				
FUT - 1	1/16	1.27	3/8	5/16	8.63	10.92	14.00	18.03
FUT - 2	1/8	2.28	3/8	7/16	12.70	15.24	15.80	22.35
FUT - 3	3/16	3.04	1/2	1/2	13.71	16.00	18.54	25.14
FUT - 4	1/4	4.82	1/2	9/16	15.24	17.78	20.10	27.40
FUT - 5	5/16	6.35	5/8	5/8	16.25	18.54	22.35	29.71
FUT - 6	3/8	7.11	5/8	11/16	16.76	19.30	23.11	30.48
FUT - 8	1/2	10.41	13/16	7/8	22.86	21.84	25.90	36.06
FUT - 10	5/8	12.70	1	1	24.38	21.84	28.70	38.86
FUT - 12	3/4	15.74	1-1/16	1-1/8	24.38	21.84	29.71	39.87
FUT - 14	7/8	18.28	1-3/8	1-1/4	25.90	21.84	34.54	44.70
FUT - 16	1	22.35	1-3/8	1-1/2	31.24	26.41	36.83	49.02
FUT - 20	1-1/4	27.69	1-11/16	1-7/8	41.15	38.86	44.45	66.55
FUT - 24	1-1/2	34.04	2	2-1/4	50.04	45.21	50.80	77.98
FUT - 32	2	45.97	2-3/4	3	67.56	62.74	69.85	107.19

连接公制管道

Part No.	Tube O.D. D	d Min	Width Across Flat		A	B	I	L
			h	H				
FUT - 2M	2	1.7	9.5	12	12.9	15.3	15.7	22.3
FUT - 3M	3	2.4	9.5	12	12.9	15.3	15.7	22.3
FUT - 4M	4	2.4	12.7	12	13.7	16.1	18.8	25.4
FUT - 6M	6	4.8	12.7	14	15.3	17.7	19.6	27.0
FUT - 8M	8	6.4	15.9	16	16.2	18.6	22.4	29.9
FUT - 10M	10	7.9	17.5	19	17.2	19.5	23.9	31.5
FUT - 12M	12	9.5	20.6	22	22.8	22.0	25.9	36.0
FUT - 15M	15	11.9	25.4	25	24.4	22.0	28.7	38.8
FUT - 16M	16	12.7	25.4	25	24.4	22.0	28.7	38.8
FUT - 18M	18	15.1	27.0	30	24.4	22.0	29.7	38.8
FUT - 20M	20	15.9	34.9	32	26.0	22.0	34.5	44.6
FUT - 22M	22	18.3	34.9	32	26.0	22.0	34.5	44.6
FUT - 25M	25	21.8	34.9	38	31.3	26.5	36.8	49.1
FUT - 28M	28	21.8	41	46	36.6	36.6	43.2	64.0
FUT - 30M	30	26.2	46	50	39.6	39.2	48.3	69.9
FUT - 32M	32	28.6	46	50	42.0	41.6	49.3	72.3
FUT - 38M	38	33.7	55	60	49.4	47.9	56.4	84.0

• All dimensions in millimeters unless specified as "inch"

## FRUT 变径三通



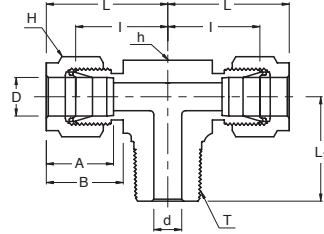
### 连接英制管道

型号.	管外径O.D.		d Min	宽度			A	A <sub>1</sub>	B	B <sub>1</sub>	I	I <sub>1</sub>	I <sub>2</sub>	L	L <sub>1</sub>	L <sub>2</sub>
	D (inch)	D <sub>1</sub> (inch)		h (inch)	H (inch)	H <sub>1</sub> (inch)										
FRUT 6 - 6 - 4	3/8	1/4	4.82	5/8	11/16	9/16	16.76	15.24	19.30	17.78	46.22	23.11	21.59	60.96	30.48	28.95
FRUT 8 - 8 - 4	1/2	1/4	4.82	13/16	7/8	9/16	22.86	15.24	21.84	17.78	51.81	25.90	24.38	72.13	36.06	31.75
FRUT 8 - 8 - 6	1/2	3/8	7.11	13/16	7/8	11/16	22.86	16.76	21.84	19.30	51.81	25.90	25.90	72.13	36.06	33.27
FRUT 10 - 10 - 6	5/8	3/8	7.11	1	1	11/16	24.38	16.76	21.84	19.30	57.40	28.70	28.70	77.72	38.86	36.06
FRUT 12 - 12 - 6	3/4	3/8	7.11	1 1/16	1 1/8	11/16	24.38	16.76	21.84	19.30	59.43	29.71	29.71	79.75	39.87	37.08
FRUT 12 - 12 - 8	3/4	1/2	10.41	1 1/16	1 1/8	7/8	24.38	22.86	21.84	21.84	59.43	29.71	29.71	79.75	39.87	39.87
FRUT 16 - 16 - 6	1	3/8	7.11	1 3/8	1 1/2	1 1/16	31.24	16.76	26.41	19.30	73.66	36.83	34.54	98.04	49.02	41.91
FRUT 16 - 16 - 8	1	1/2	10.41	1 3/8	1 1/2	7/8	31.24	21.84	26.41	22.86	73.66	36.83	34.54	98.04	49.02	44.70
FRUT 16 - 16 - 12	1	3/4	15.74	1 3/8	1 1/2	1 1/8	31.24	24.38	26.41	21.84	73.66	36.83	34.54	98.04	49.02	44.70



**FMBT**

卡套螺纹三通



连接英制管道和母NPT螺纹

型号	管外径 O.D. D (inch)	T* (NPT)	d Min	宽度		A	B	I	L	L <sub>1</sub>
				h (inch)	H (inch)					
FMBT 2 - 2N	1/8	1/8	2.28	1/2	7/16	12.70	15.24	18.30	24.91	18.90
FMBT 2 - 4N	1/8	1/4	2.28	1/2	7/16	12.70	15.24	18.03	24.63	23.36
FMBT 3 - 2N	3/16	1/8	3.04	1/2	1/2	13.71	16.00	17.78	25.40	18.79
FMBT 4 - 2N	1/4	1/8	4.82	1/2	9/16	15.24	17.78	19.55	26.92	18.79
FMBT 4 - 4N	1/4	1/4	4.82	1/2	9/16	15.24	17.78	19.55	26.92	23.36
FMBT 5 - 2N	5/16	1/8	4.82	5/8	5/8	16.25	18.54	22.35	29.71	20.82
FMBT 6 - 4N	3/8	1/4	7.11	5/8	11/16	16.76	19.30	23.11	30.48	25.40
FMBT 6 - 6N	3/8	3/8	7.11	5/8	11/16	16.76	19.30	23.10	30.48	28.19
FMBT 8 - 6N	1/2	3/8	9.65	13/16	7/8	22.86	21.84	25.90	36.06	28.19
FMBT 8 - 8N	1/2	1/2	10.41	13/16	7/8	22.86	21.84	25.90	36.06	33.02
FMBT 10 - 8N	5/8	1/2	11.93	1	1	24.38	21.84	28.70	38.86	35.81
FMBT 12 - 12N	3/4	3/4	15.74	1-1/16	1-1/8	24.38	21.84	29.71	39.87	36.83

\* ISO Tapered Threads are available upon request

连接公制管道和母ISO螺纹

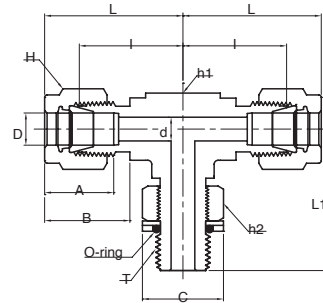

型号	管外径 O.D. D	T* R (PT)	d Min	宽度		A	B	I	L	L <sub>1</sub>
				h	H					
FMBT 3M - 2R	3	1/8	2.4	12.7	12	12.9	15.3	17.0	23.6	17.8
FMBT 3M - 4R	3	1/4	2.4	12.7	12	12.9	15.3	18.0	24.6	23.4
FMBT 4M - 2R	4	1/8	2.4	12.7	12	13.7	16.1	18.8	25.4	18.8
FMBT 6M - 2R	6	1/8	4.8	12.7	14	15.3	17.7	19.6	27.0	18.8
FMBT 6M - 4R	6	1/4	4.8	14.2	14	15.3	17.7	19.6	27.0	23.4
FMBT 8M - 2R	8	1/8	4.8	14.3	16	16.2	18.6	21.3	28.8	19.8
FMBT 8M - 4R	8	1/4	6.4	14.3	16	16.2	18.6	21.3	28.8	24.4
FMBT 10M - 4R	10	1/4	7.1	17.5	19	17.2	19.5	23.9	31.5	28.2
FMBT 10M - 6R	10	3/8	7.9	17.5	19	17.2	19.5	23.9	31.5	28.2
FMBT 12M - 4R	12	1/4	7.1	20.6	22	22.8	22.0	25.9	36.0	28.2
FMBT 12M - 6R	12	3/8	9.5	20.6	22	22.8	22.0	25.9	36.0	28.2
FMBT 12M - 8R	12	1/2	9.5	20.6	22	22.8	22.0	25.9	36.0	33.0
FMBT 16M - 6R	16	3/8	9.5	25.4	25	24.4	22.0	27.9	38.0	30.2
FMBT 16M - 8R	16	1/2	11.9	25.4	25	24.4	22.0	27.9	38.0	35.1
FMBT 20M - 12R	20	3/4	15.9	31.8	32	26.0	22.0	34.5	44.6	41.7

\* NPT Threads are available upon request

• All dimensions in millimeters unless specified as "inch"

## FPMBT

卡套螺纹三通



### 连接英制管道和母ISO螺纹

型号.	管外径 O.D. D (inch)	T (PF)	d Min	宽度			A	B	I	L	L1	C
				h1	h2	H						
FPMBT 4 - 2G	1/4	1/8	4.06	1/2	9/16	9/16	15.24	17.78	19.56	26.92	26.42	17.27
FPMBT 4 - 4G	1/4	1/4	4.83	5/8	3/4	9/16	15.24	17.78	21.59	28.96	32.26	22.86
FPMBT 6 - 4G	3/8	1/4	5.08	5/8	3/4	11/16	15.24	19.30	23.11	30.48	32.26	22.86
FPMBT 8 - 6G	3/8	3/8	7.87	13/16	7/8	7/8	22.86	21.84	25.91	36.07	37.08	26.42
FPMBT 8 - 8G	1/2	1/2	10.41	15/16	1-1/16	7/8	22.86	21.84	27.94	38.10	43.43	32.00
FPMBT 10 - 8G	5/8	1/2	11.94	15/16	1-1/16	1	24.38	21.84	27.94	38.10	43.43	32.00
FPMBT 12 - 8G	3/4	1/2	11.94	1-1/16	1-1/16	1-1/8	24.38	21.84	29.72	39.88	45.21	32.00
FPMBT 12 - 12G	3/4	3/4	15.75	1-1/16	1-3/8	1-1/8	24.38	21.84	29.72	39.88	48.77	41.15
FPMBT 16 - 16G	1	1	19.81	1-3/8	1-5/8	1-1/2	31.24	26.42	36.83	49.02	53.59	48.51

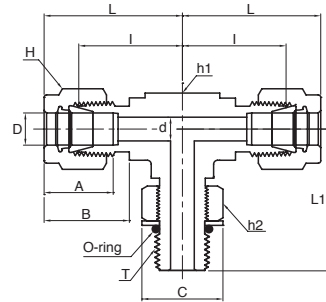
### 连接公制管道和母ISO螺纹

型号.	管外径 O.D. D (inch)	T (PF)	d Min	宽度			A	B	I	L	L1	C
				h1	h2	H						
FPMBT 6M - 2G	6	1/8	4.0	1/2	9/16	14	15.3	17.7	19.6	27.0	26.4	17.3
FPMBT 6M - 4G	6	1/4	4.8	5/8	3/4	14	15.3	17.7	21.6	29.0	32.3	22.9
FPMBT 8M - 2G	8	1/8	4.0	9/16	9/16	16	16.2	18.6	21.3	28.8	27.4	17.3
FPMBT 8M - 4G	8	1/4	5.9	5/8	3/4	16	16.2	18.6	22.4	29.9	32.2	22.9
FPMBT 10M - 4G	10	1/4	5.9	13/16	3/4	19	17.2	19.5	25.9	33.5	35.0	22.9
FPMBT 12M - 6G	10	3/8	7.9	13/16	7/8	22	22.8	22.0	25.9	36.0	37.1	26.4
FPMBT 12M - 8G	12	1/4	9.5	15/16	1-1/16	22	22.8	22.0	27.9	38.0	35.0	32.0

• All dimensions in millimeters unless specified as "inch"

**FPMBT**

卡套螺纹三通



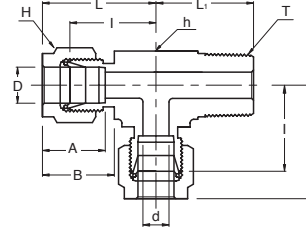
连接英制管道和SAE/MS螺纹

型号	管外径 O.D. D (inch)	T (U)	d Min	宽度			A	B	I	L	L1	C
				h1	h2	H						
FPMBT 4 - 4U	1/4	7/16-20	4.83	1/2	9/16	9/16	15.24	17.78	21.08	28.45	28.45	16.51
FPMBT 6 - 6U	3/8	9/16-18	7.11	5/8	11/16	11/16	16.76	19.30	24.64	32.00	32.26	20.07
FPMBT 8 - 8U	1/2	3/4-16	10.41	13/16	7/8	7/8	22.86	21.84	27.43	37.59	37.85	25.65
FPMBT 12 - 12U	3/4	1-1/16-12	15.75	1-1/16	1-1/4	1-1/8	24.38	21.84	31.24	41.40	48.77	36.58
FPMBT 16 - 16U	1	1-5/8-12	22.35	1-3/8	1-1/2	1-1/2	31.24	26.42	38.35	50.55	53.59	43.94
FPMBT 20 - 20U	1-1/4	1-5/8-12	27.69	1-11/16	1-7/8	1-7/8	41.15	38.86	45.72	67.82	58.17	54.86
FPMBT 24 - 24U	1-1/2	1-7/8-12	34.04	2	2-1/8	2-1/4	50.04	45.21	50.80	77.98	60.45	62.23
FPMBT 32 - 32U	2	2-1/2-12	45.97	2-3/4	2-3/4	3	67.56	62.74	69.85	107.19	71.63	80.26

• All dimensions in millimeters unless specified as "inch"

## FMRT

卡套螺纹三通



连接英制管道和母NPT螺纹

型号	管外径O.D. D (inch)	T* (NPT)	d Min	宽度		A	B	I	L	L <sub>1</sub>
				h (inch)	H (inch)					
FMRT 2 - 2N	1/8	1/8	2.28	1/2	7/16	12.70	15.24	18.30	24.91	18.90
FMRT 2 - 4N	1/8	1/4	2.28	1/2	7/16	12.70	15.24	18.03	24.63	23.36
FMRT 3 - 2N	3/16	1/8	3.04	1/2	1/2	13.71	16.00	17.78	25.40	18.79
FMRT 4 - 2N	1/4	1/8	4.82	1/2	9/16	15.24	17.78	19.55	26.92	18.79
FMRT 4 - 4N	1/4	1/4	4.82	1/2	9/16	15.24	17.78	19.55	26.92	23.36
FMRT 5 - 2N	5/16	1/8	4.82	5/8	5/8	16.25	18.54	22.35	29.71	20.82
FMRT 6 - 4N	3/8	1/4	7.11	5/8	11/16	16.76	19.30	23.11	30.48	25.40
FMRT 6 - 6N	3/8	3/8	7.11	5/8	11/16	16.76	19.30	23.10	30.48	28.19
FMRT 8 - 6N	1/2	3/8	9.65	13/16	7/8	22.86	21.84	25.90	36.06	28.19
FMRT 8 - 8N	1/2	1/2	10.41	13/16	7/8	22.86	21.84	25.90	36.06	33.02
FMRT 10 - 8N	5/8	1/2	11.93	1	1	24.38	21.84	28.70	38.86	35.81
FMRT 12 - 12N	3/4	3/4	15.74	1-1/16	1-1/8	24.38	21.84	29.71	39.87	36.83

\* ISO Tapered Threads are available upon request

连接公制管道和母ISO螺纹

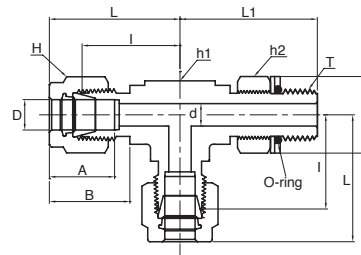
型号	管外径O.D. D	T* R (PT)	d Min	宽度		A	B	I	L	L <sub>1</sub>
				h	H					
FMRT 3M - 2R	3	1/8	2.4	12.7	12	12.9	15.3	17.0	23.6	17.8
FMRT 3M - 4R	3	1/4	2.4	12.7	12	12.9	15.3	18.0	24.6	23.4
FMRT 4M - 2R	4	1/8	2.4	12.7	12	13.7	16.1	18.8	25.4	18.8
FMRT 6M - 2R	6	1/8	4.8	12.7	14	15.3	17.7	19.6	27.0	18.8
FMRT 6M - 4R	6	1/4	4.8	14.2	14	15.3	17.7	19.6	27.0	23.4
FMRT 8M - 2R	8	1/8	4.8	14.3	16	16.2	18.6	21.3	28.8	19.8
FMRT 8M - 4R	8	1/4	6.4	14.3	16	16.2	18.6	21.3	28.8	24.4
FMRT 10M - 4R	10	1/4	7.1	17.5	19	17.2	19.5	23.9	31.5	28.2
FMRT 10M - 6R	10	3/8	7.9	17.5	19	17.2	19.5	23.9	31.5	28.2
FMRT 12M - 4R	12	1/4	7.1	20.6	22	22.8	22.0	25.9	36.0	28.2
FMRT 12M - 6R	12	3/8	9.5	20.6	22	22.8	22.0	25.9	36.0	28.2
FMRT 12M - 8R	12	1/2	9.5	20.6	22	22.8	22.0	25.9	36.0	33.0
FMRT 16M - 6R	16	3/8	9.5	25.4	25	24.4	22.0	27.9	38.0	30.2
FMRT 16M - 8R	16	1/2	11.9	25.4	25	24.4	22.0	27.9	38.0	35.1
FMRT 20M - 12R	20	3/4	15.9	31.8	32	26.0	22.0	34.5	44.6	41.7

\* NPT Threads are available upon request

• All dimensions in millimeters unless specified as "inch"

FPMRT

卡套螺纹三通



连接英制管道和母ISO螺纹

型号.	管外径O.D. D (inch)	T (PF)	d Min	宽度			A	B	I	L	L1	C
				h1	h2	H						
FPMRT 4 - 2G	1/4	1/8	4.06	1/2	9/16	9/16	15.24	17.78	19.56	26.92	26.42	17.27
FPMRT 4 - 4G	1/4	1/4	4.83	5/8	3/4	9/16	15.24	17.78	21.59	28.96	32.26	22.86
FPMRT 6 - 4G	3/8	1/4	5.84	5/8	3/4	11/16	16.76	19.30	21.11	30.48	32.26	22.86
FPMRT 8 - 6G	1/4	3/8	7.87	13/16	7/8	7/8	22.86	21.84	25.91	36.07	37.08	26.42
FPMRT 8 - 8G	3/8	1/2	10.41	15/16	1-1/16	7/8	22.86	21.84	27.94	38.10	43.43	32.00
FPMRT 10 - 8G	1/2	1/2	11.94	15/16	1-1/16	1	24.38	21.84	27.94	38.10	43.43	32.00
FPMRT 12 - 8G	3/4	1/2	11.94	1-1/16	1-1/16	1-1/8	24.38	21.84	29.72	39.88	45.21	32.00
FPMRT 12 - 12G	3/4	3/4	15.75	1-1/16	1-3/8	1-1/8	24.38	21.84	29.72	39.88	48.77	41.15
FPMRT 16 - 16G	1	1	19.81	1-3/8	1-5/8	1-1/2	31.24	26.42	36.83	49.02	53.59	48.51

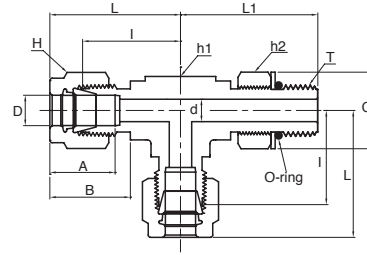
连接公制管道和母ISO螺纹

型号.	管外径O.D. D (inch)	T (PF)	d Min	宽度			A	B	I	L	L1	C
				h1	h2	H						
FPMRT 6M - 2G	6	1/8	4.0	1/2	9/16	14	15.3	17.7	19.6	27.0	26.4	17.3
FPMRT 6M - 4G	6	1/4	4.8	5/8	3/4	14	15.3	17.7	21.6	29.0	32.2	22.9
FPMRT 8M - 2G	8	1/8	4.0	9/16	9/16	16	16.2	18.6	21.3	28.8	27.4	17.3
FPMRT 8M - 4G	8	1/4	6.4	5/8	3/4	16	16.2	18.6	22.4	29.9	32.2	22.9
FPMRT 10M - 4G	10	1/4	5.9	13/16	3/4	19	17.2	19.5	25.9	33.5	35.0	22.9
FPMRT 12M - 6G	10	3/8	7.9	13/16	7/8	22	22.8	22.0	25.9	36.0	37.1	26.4
FPMRT 12M - 8G	12	1/2	9.5	15/16	1-1/16	22	22.8	22.0	27.9	38.0	43.4	22.9

• All dimensions in millimeters unless specified as "inch"

## FPMRT

卡套螺纹三通

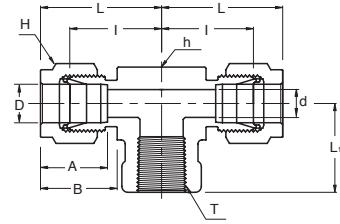



连接英制管道和SAE/MS螺纹

型号	管外径 O.D. D (inch)	T (U)	d Min	宽度			A	B	I	L	L1	C
				h1	h2	H						
FPMRT 4 - 4U	1/4	7/16-20	4.83	1/2	9/16	9/16	15.24	17.78	21.08	28.45	28.45	16.51
FPMRT 6 - 6U	3/8	9/16-18	7.11	5/8	11/16	11/16	16.76	19.30	24.64	32.00	32.26	20.07
FPMRT 8 - 8U	1/2	3/4-16	10.41	13/16	7/8	7/8	22.86	21.84	27.43	37.59	37.85	25.65
FPMRT 12 - 12U	3/4	1-1/16-12	15.75	1-1/16	1-1/4	1-1/8	24.38	21.84	31.24	41.40	48.77	36.58
FPMRT 16 - 16U	1	1-5/8-12	22.35	1-3/8	1-1/2	1-1/2	31.24	26.42	38.35	50.55	53.59	43.94
FPMRT 20 - 20U	1-1/4	1-5/8-12	27.69	1-11/16	1-7/8	1-7/8	41.15	38.86	45.72	67.82	58.17	54.86
FPMRT 24 - 24U	1-1/2	1-7/8-12	34.04	2	2-1/8	2-1/4	50.04	45.21	50.80	77.98	60.45	62.23
FPMRT 32 - 32U	2	2-1/2-12	45.97	2-3/4	2-3/4	3	67.56	62.74	69.85	107.19	71.63	80.26

**FFBT**

卡套螺纹三通



连接英制管道和公NPT螺纹

型号	管外径 O.D. D (inch)	T* (NPT)	d Min	宽度		A	B	I	L	L <sub>1</sub>
				h (inch)	H (inch)					
FFBT 2 - 2N	1/8	1/8	2.28	1/2	7/16	12.70	15.24	18.03	24.63	19.05
FFBT 4 - 2N	1/4	1/8	4.82	1/2	9/16	15.24	17.78	19.55	26.92	19.05
FFBT 4 - 4N	1/4	1/4	4.82	11/16	9/16	15.24	17.78	22.35	29.71	22.35
FFBT 6 - 4N	3/8	1/4	7.11	11/16	11/16	16.76	19.30	23.87	31.24	22.35
FFBT 6 - 6N	3/8	3/8	7.11	13/16	11/16	16.76	19.30	25.90	33.27	22.35
FFBT 6 - 8N	3/8	1/2	7.11	1	11/16	16.76	19.30	28.70	36.07	28.45
FFBT 8 - 4N	1/2	1/4	10.41	13/16	7/8	22.86	21.84	25.90	36.06	22.35
FFBT 8 - 6N	1/2	3/8	10.41	13/16	7/8	22.86	21.84	25.90	36.06	22.35
FFBT 8 - 8N	1/2	1/2	10.41	1	7/8	22.86	21.84	28.70	38.86	28.44
FFBT 10 - 8N	5/8	1/2	12.70	1	1	24.38	21.84	28.70	38.86	28.44
FFBT 12 - 12N	3/4	3/4	15.74	1-3/8	1-1/8	24.38	21.84	34.54	44.70	31.75
FFBT 16 - 12N	1	3/4	22.35	1-3/8	1-1/2	31.24	26.41	36.83	49.02	31.75
FFBT 16 - 16N	1	1	22.35	1-11/16	1-1/2	31.24	26.41	41.40	53.59	38.10

连接公制管道和公NPT螺纹

型号	管外径 O.D. D	T* (NPT)	d Min	宽度		A	B	I	L	L <sub>1</sub>
				h	H					
FFBT 6M - 2N	6	1/8	4.8	12.70	14	15.3	17.7	19.6	27.0	19.0
FFBT 6M - 4N	6	1/4	4.8	17.46	14	15.3	17.7	22.4	29.8	22.4
FFBT 6M - 6N	6	3/8	4.8	20.63	14	15.3	17.7	24.4	31.7	22.4
FFBT 6M - 8N	6	1/2	4.8	25.40	14	15.3	17.7	27.2	34.5	28.4
FFBT 8M - 2N	8	1/8	6.4	15.87	16	16.2	18.6	22.4	29.9	19.0
FFBT 8M - 4N	8	1/4	6.4	17.46	16	16.2	18.6	23.1	30.6	22.4
FFBT 8M - 6N	8	3/8	6.4	20.63	16	16.2	18.6	25.2	32.4	22.4
FFBT 8M - 8N	8	1/2	6.4	25.40	16	16.2	18.6	28.0	35.2	28.4
FFBT 10M - 4N	10	1/4	7.9	20.63	19	17.2	19.5	25.9	33.5	22.4
FFBT 10M - 6N	10	3/8	7.9	20.63	19	17.2	19.5	25.9	33.3	22.4
FFBT 10M - 8N	10	1/2	9.5	25.40	19	17.2	19.5	26.2	33.6	22.4
FFBT 12M - 4N	12	1/4	9.5	20.63	22	22.8	22.0	25.9	36.0	22.4
FFBT 12M - 6N	12	3/8	9.5	20.63	22	22.8	22.0	25.9	36.0	22.4
FFBT 12M - 8N	12	1/2	9.5	25.40	22	22.8	22.0	29.7	40.0	28.4
FFBT 16M - 8N	16	1/2	12.7	25.40	25	24.4	22.0	28.7	38.8	28.4

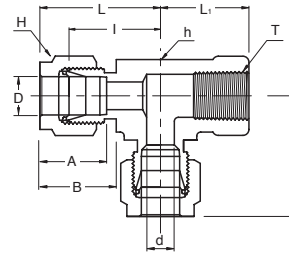
\* ISO Tapered Threads are available upon request

• All dimensions in millimeters unless specified as "inch"



## FFRT

卡套螺纹三通



### 连接英制管道和公NPT螺纹

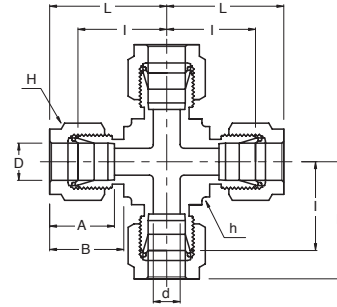
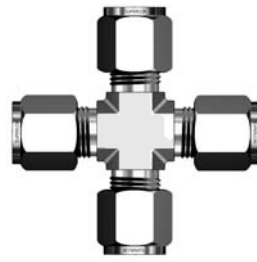
型号	管外径 O.D. D (inch)	T* (NPT)	d Min	宽度		A	B	I	L	L <sub>1</sub>
				h (inch)	H (inch)					
FFRT 2 - 2N	1/8	1/8	2.28	1/2	7/16	12.70	15.24	18.03	24.63	19.05
FFRT 4 - 2N	1/4	1/8	4.82	1/2	9/16	15.24	17.78	19.55	26.92	19.05
FFRT 4 - 4N	1/4	1/4	4.82	11/16	9/16	15.24	17.78	22.35	29.71	22.35
FFRT 6 - 4N	3/8	1/4	7.11	11/16	11/16	16.76	19.30	23.87	31.24	22.35
FFRT 8 - 6N	1/2	3/8	10.41	13/16	7/8	22.86	21.84	25.90	36.06	22.35
FFRT 8 - 8N	1/2	1/2	10.41	1	7/8	22.86	21.84	28.70	39.87	28.44
FFRT 12 - 12N	3/4	3/4	15.74	1-3/8	1-1/8	24.38	21.84	34.54	44.70	31.75
FFRT 16 - 12N	1	3/4	22.35	1-3/8	1-1/2	31.24	26.41	36.83	49.02	31.75
FFRT 16 - 16N	1	1	22.35	1-11/16	1-1/2	31.24	26.41	41.40	53.59	38.10

### 连接公制管道和公NPT螺纹

型号	管外径 O.D. D	T* (NPT)	d Min	宽度		A	B	I	L	L <sub>1</sub>
				h	H					
FFRT 6M - 2N	6	1/8	4.8	12.70	14	15.3	17.7	19.6	27.0	19.0
FFRT 6M - 4N	6	1/4	4.8	17.46	14	15.3	17.7	22.4	29.8	22.4
FFRT 6M - 8N	6	1/2	4.8	25.40	14	15.3	17.7	27.2	34.5	28.4
FFRT 8M - 2N	8	1/8	6.4	15.87	16	16.2	18.6	22.4	29.9	19.0
FFRT 8M - 4N	8	1/4	6.4	17.46	16	16.2	18.6	23.1	30.6	22.4
FFRT 8M - 6N	8	3/8	6.4	20.63	16	16.2	18.6	25.2	32.4	22.4
FFRT 8M - 8N	8	1/2	6.4	25.40	16	16.2	18.6	28.0	35.2	28.4
FFRT 12M - 4N	12	1/4	9.5	20.63	22	22.8	22.0	25.9	33.5	22.4
FFRT 12M - 6N	12	3/8	9.5	20.63	22	22.8	22.0	25.9	36.0	22.4
FFRT 12M - 8N	12	1/2	9.5	26.98	22	22.8	22.0	29.7	40.0	28.4
FFRT 16M - 8N	16	1/2	12.7	25.40	25	24.4	22.0	29.7	39.8	28.4

\* ISO Tapered Threads are available upon request

**FUC**  
卡套四通



连接英制管道

型号.	管外径O.D. D (inch)	d Min	宽度		A	B	I	L
			h (inch)	H (inch)				
FUC - 1	1/16	1.27	3/8	5/16	8.63	10.92	14.00	18.03
FUC - 2	1/8	2.28	3/8	7/16	12.70	15.24	15.74	22.35
FUC - 3	3/16	3.04	1/2	1/2	13.71	16.00	18.54	25.14
FUC - 4	1/4	4.82	1/2	9/16	15.24	17.78	19.55	26.92
FUC - 5	5/16	6.35	5/8	5/8	16.25	18.54	22.35	29.71
FUC - 6	3/8	7.11	5/8	11/16	16.76	19.30	23.11	30.48
FUC - 8	1/2	10.41	13/16	7/8	22.86	21.84	25.90	36.06
FUC - 10	5/8	12.70	15/16	1	24.38	21.84	28.70	38.80
FUC - 12	3/4	15.74	1-1/16	1-1/8	24.38	21.84	29.71	39.87
FUC - 14	7/8	18.28	1-3/8	1-1/4	25.90	21.84	34.54	44.70
FUC - 16	1	22.35	1-3/8	1-1/2	31.24	26.41	36.83	49.02














连接公制管道

Part No.	Tube O.D. D	d Min	Width Across Flat		A	B	I	L
			h	H				
FUC - 3M	3	2.4	9.5	12	12.9	15.3	15.7	22.3
FUC - 6M	6	4.8	12.7	14	15.3	17.7	19.6	27.0
FUC - 8M	8	6.4	15.9	16	16.2	18.6	22.4	29.9
FUC - 10M	10	7.9	20.6	19	17.2	19.5	25.9	33.5
FUC - 12M	12	9.5	20.6	22	22.8	22.0	25.9	36.0
FUC - 16M	16	12.7	23.8	25	24.4	22.0	26.9	37.0
FUC - 18M	18	15.1	27.0	30	24.4	22.0	28.2	38.3
FUC - 20M	20	15.9	34.9	32	26.0	22.0	34.5	44.6
FUC - 25M	25	21.8	34.9	38	31.3	26.5	36.8	49.1

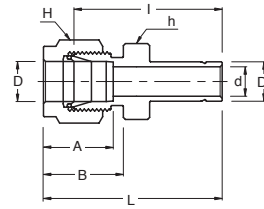
• All dimensions in millimeters unless specified as "inch"

# Stub Tube Connector, An Tube & O-Ring Seal



STUB TUBE CONNECTOR	
<b>FR</b> 变径 page 49	
<b>FBR</b> 穿板变径 page 51	
<b>FMA</b> 公转接头 page 52	
<b>FFA</b> 母转接头 page 53	
<b>FPC</b> 端口连接器 page 54	
<b>FRPC</b> 变径端口连接器 page 55	
<b>FFTC</b> 法兰式管接头 page 56	
AN TUBE	
<b>FAF</b> AN 接头 page 56	
<b>FAU</b> AN 直通 page 57	
<b>FAA</b> AN转接头 page 57	
O-RING SEAL	
<b>FOSC</b> O型圈密封转卡套 page 58	
<b>FOPC</b> O型圈管螺纹密封转卡套 page 58	
<b>FSMC</b> O型圈SAE/MS螺纹密封转卡套 page 59	

**FR**  
变径



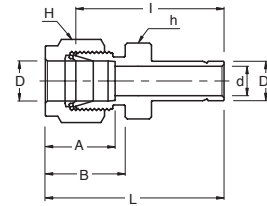
连接英制管道和英制 **FAYLOK** 接头

型号	管外径 O.D.		d Min	宽度		A	B	I	L
	D (inch)	D <sub>1</sub> (inch)		h (inch)	H (inch)				
FR 2 - 1	1/8	1/16	0.76	7/16	7/16	12.70	15.24	22.35	28.95
FR 2 - 2	1/8	1/8	2.03	7/16	7/16	12.70	15.24	26.92	33.52
FR 2 - 3	1/8	3/16	2.28	7/16	7/16	12.70	15.24	27.68	34.29
FR 2 - 4	1/8	1/4	2.28	7/16	7/16	12.70	15.24	29.46	36.06
FR 2 - 6	1/8	3/8	2.28	7/16	7/16	12.70	15.24	30.98	37.59
FR 2 - 8	1/8	1/2	2.28	9/16	7/16	12.70	15.24	37.59	44.19
FR 3 - 2	3/16	1/8	2.03	7/16	1/2	13.71	16.00	28.19	34.79
FR 3 - 4	3/16	1/4	3.04	7/16	1/2	13.71	16.00	30.48	37.08
FR 4 - 2	1/4	1/8	2.03	1/2	9/16	15.24	17.78	29.46	36.83
FR 4 - 3	1/4	3/16	3.04	1/2	9/16	15.24	17.78	30.22	37.59
FR 4 - 4	1/4	1/4	4.82	1/2	9/16	15.24	17.78	31.75	39.11
FR 4 - 5	1/4	5/16	4.82	1/2	9/16	15.24	17.78	32.51	39.87
FR 4 - 6	1/4	3/8	4.82	1/2	9/16	15.24	17.78	33.27	40.64
FR 4 - 8	1/4	1/2	4.82	9/16	9/16	15.24	17.78	38.86	46.22
FR 4 - 10	1/4	5/8	4.82	11/16	9/16	15.24	17.78	40.64	48.00
FR 4 - 12	1/4	3/4	4.82	13/16	9/16	15.24	17.78	41.40	47.75
FR 5 - 6	5/16	3/8	6.35	9/16	5/8	16.25	18.54	34.54	41.91
FR 5 - 8	5/16	1/2	6.35	9/16	5/8	16.25	18.54	40.13	47.49
FR 6 - 4	3/8	1/4	4.82	5/8	11/16	16.76	19.30	34.03	41.40
FR 6 - 6	3/8	3/8	7.11	5/8	11/16	16.76	19.30	35.81	43.18
FR 6 - 8	3/8	1/2	7.11	5/8	11/16	16.76	19.30	41.14	48.51
FR 6 - 10	3/8	5/8	7.11	11/16	11/16	16.76	19.30	42.92	50.29
FR 6 - 12	3/8	3/4	7.11	13/16	11/16	16.76	19.30	42.92	50.29
FR 8 - 4	1/2	1/4	4.82	13/16	7/8	22.86	21.84	34.79	44.95
FR 8 - 6	1/2	3/8	7.11	13/16	7/8	22.86	21.84	36.57	46.73
FR 8 - 8	1/2	1/2	9.90	13/16	7/8	22.86	21.84	42.16	52.32
FR 8 - 10	1/2	5/8	10.41	13/16	7/8	22.86	21.84	43.68	53.84
FR 8 - 12	1/2	3/4	10.41	13/16	7/8	22.86	21.84	43.68	53.84
FR 8 - 16	1/2	1	10.41	1-1/16	7/8	22.86	21.84	50.03	60.19
FR 10 - 12	5/8	3/4	12.70	15/16	1	24.38	21.84	44.45	54.61
FR 10 - 14	5/8	7/8	12.70	15/16	1	24.38	21.84	45.97	56.13
FR 10 - 16	5/8	1	12.70	1-1/16	1	24.38	21.84	50.80	60.96
FR 12 - 8	3/4	1/2	9.90	1-1/16	1-1/8	24.38	21.84	44.45	54.61
FR 12 - 16	3/4	1	15.74	1-1/16	1-1/8	24.38	21.84	52.32	62.48

\* Fractional Tube to Metric **FAYLOK** port are available upon request

• All dimensions in millimeters unless specified as "inch"

## FR 变径

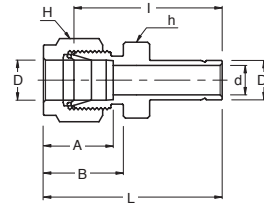


### 连接公制管道和公制FAY-LOK接头

型号	管外径 O.D.		Min	宽度			A	B	I	L
	D	D <sub>1</sub>		d	h	H				
FR 3M - 4M	3	4	2.4	12	12	12.9	15.3	28.4	35.0	
FR 3M - 6M	3	6	2.4	12	12	12.9	15.3	29.5	36.1	
FR 3M - 10M	3	10	2.4	14	12	12.9	15.3	31.8	38.4	
FR 4M - 6M	4	6	2.4	12	12	13.7	16.1	30.5	37.1	
FR 6M - 3M	6	3	1.8	14	14	15.3	17.7	29.5	36.9	
FR 6M - 8M	6	8	4.8	14	14	15.3	17.7	32.5	39.9	
FR 6M - 10M	6	10	4.8	14	14	15.3	17.7	33.3	40.7	
FR 6M - 12M	6	12	4.8	14	14	15.3	17.7	38.9	46.3	
FR 8M - 6M	8	6	4.6	15	16	16.2	18.6	32.8	40.3	
FR 8M - 10M	8	10	6.4	15	16	16.2	18.6	34.5	42.0	
FR 8M - 12M	8	12	6.4	15	16	16.2	18.6	40.1	47.6	
FR 10M - 6M	10	6	4.6	18	19	17.2	19.5	34.8	42.4	
FR 10M - 8M	10	8	6.4	18	19	17.2	19.5	35.8	43.4	
FR 10M - 12M	10	12	7.9	18	19	17.2	19.5	42.2	49.8	
FR 10M - 15M	10	15	7.9	18	19	17.2	19.5	43.7	51.3	
FR 10M - 18M	10	18	7.9	22	19	17.2	19.5	43.7	51.3	
FR 12M - 6M	12	6	4.6	22	22	22.8	22.0	34.8	44.9	
FR 12M - 8M	12	8	6.4	22	22	22.8	22.0	35.8	45.9	
FR 12M - 10M	12	10	7.7	22	22	22.8	22.0	36.6	46.7	
FR 12M - 16M	12	16	9.5	22	22	22.8	22.0	43.7	53.8	
FR 12M - 18M	12	18	9.5	22	22	22.8	22.0	43.7	53.8	
FR 12M - 20M	12	20	9.5	22	22	22.8	22.0	46.0	56.1	
FR 12M - 22M	12	22	9.5	24	22	22.8	22.0	46.0	56.1	
FR 12M - 25M	12	25	9.5	27	22	22.8	22.0	52.3	62.4	
FR 16M - 12M	16	12	9.1	24	25	24.4	22.0	42.9	53.0	
FR 18M - 12M	18	12	9.1	27	30	24.4	22.0	44.5	54.6	
FR 18M - 16M	18	16	12.7	27	30	24.4	22.0	46.0	56.1	
FR 18M - 20M	18	20	15.1	27	30	24.4	22.0	47.5	57.6	
FR 18M - 22M	18	22	15.1	27	30	24.4	22.0	47.5	57.6	
FR 18M - 25M	18	25	15.1	27	30	24.4	22.0	52.3	62.4	
FR 20M - 16M	20	16	12.7	30	32	26.0	22.0	47.8	57.9	
FR 20M - 18M	20	18	13.9	30	32	26.0	22.0	47.8	57.9	
FR 20M - 22M	20	22	15.8	30	32	26.0	22.0	49.3	59.4	
FR 20M - 25M	20	25	15.8	30	32	26.0	22.0	54.1	64.2	
FR 22M - 18M	22	18	13.9	30	32	26.0	22.0	47.8	57.9	
FR 22M - 20M	22	20	15.1	30	32	26.0	22.0	49.3	59.4	
FR 22M - 25M	22	25	18.3	30	32	26.0	22.0	54.1	64.2	
FR 25M - 18M	25	18	13.9	35	38	31.3	26.5	50.8	63.1	
FR 25M - 20M	25	20	15.1	35	38	31.3	26.5	52.3	64.6	

• All dimensions in millimeters unless specified as "inch"

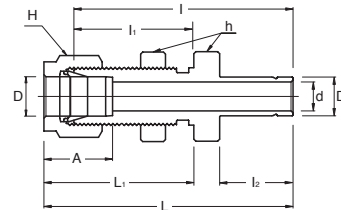
**FR**  
变径



连接公制管道和英制FAY-LOK接头

型号.	管外径 O.D.		d Min	宽度		A	B	I	L
	D	D <sub>1</sub> (inch)		h	H				
FR 3M - 2	3	1/8	2.0	12	12	12.9	15.3	26.9	33.5
FR 3M - 4	3	1/4	2.4	12	12	12.9	15.3	29.5	36.1
FR 6M - 4	6	1/4	4.8	14	14	15.3	17.7	31.8	39.2
FR 6M - 5	6	5/16	4.8	14	14	15.3	17.7	32.5	39.9
FR 6M - 6	6	3/8	4.8	14	14	15.3	17.7	33.3	40.7
FR 6M - 8	6	1/2	4.8	14	14	15.3	17.7	38.9	46.3
FR 8M - 6	8	3/8	6.4	15	16	16.2	18.6	34.5	42.0
FR 8M - 8	8	1/2	6.4	15	16	16.2	18.6	40.1	47.6
FR 10M - 6	10	3/8	7.1	18	19	17.2	19.5	36.6	44.2
FR 10M - 8	10	1/2	7.9	18	19	17.2	19.5	42.2	49.8
FR 12M - 8	12	1/2	9.5	22	22	22.8	22.0	42.2	52.3
FR 12M - 12	12	3/4	9.5	22	22	22.8	22.0	43.7	53.8
FR 18M - 12	18	3/4	15.1	27	30	24.4	22.0	46.0	56.1
FR 18M - 16	18	1	15.1	27	30	24.4	22.0	52.3	62.4

**FBR**  
穿板变径



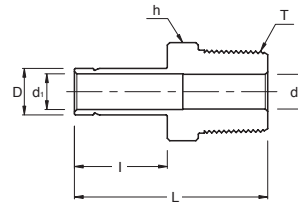
连接英制管道和英制FAY-LOK接头

型号.	管外径 O.D. D (inch)	d Min	宽度		A	I	I <sub>1</sub>	I <sub>2</sub>	L	L <sub>1</sub>	Panel Hole Drill Size	Panel Max. Thickness
			h (inch)	H (inch)								
FBR 2 - 2	1/8	2.03	1/2	7/16	12.70	42.92	24.63	13.46	49.53	31.24	8.33	12.70
FBR 4 - 4	1/4	4.82	5/8	9/16	15.24	48.51	26.16	15.74	55.88	33.52	11.50	10.16
FBR 6 - 6	3/8	7.11	3/4	11/16	16.76	53.84	29.46	17.52	61.21	36.83	14.68	11.17
FBR 8 - 8	1/2	10.41	15/16	7/8	22.86	62.73	31.75	23.11	72.89	41.91	19.44	12.70
FBR 10 - 10	5/8	12.70	1-1/16	1	24.38	65.02	32.51	24.70	75.18	42.67	22.62	12.70
FBR 16 - 16	1	20.32	1-5/8	1-1/2	31.24	88.13	45.21	31.70	100.33	57.40	33.73	19.05

• All dimensions in millimeters unless specified as "inch"

### FMA

#### 公螺纹转接头



#### 连接英制FAYLOK接头和母NPT螺纹

型号.	管外径O.D. D (inch)	T* (NPT)	d (Min)	d <sub>1</sub>	宽度 h (inch)	l	L
FMA 2 - 2N	1/8	1/8	4.82	2.28	7/16	13.45	29.50
FMA 2 - 4N	1/8	1/4	7.11	2.28	9/16	13.45	34.80
FMA 3 - 2N	3/16	1/8	4.82	3.04	7/16	14.20	30.22
FMA 3 - 4N	3/16	1/4	7.11	3.04	9/16	14.20	35.56
FMA 4 - 2N	1/4	1/8	4.82	4.82	7/16	15.75	31.80
FMA 4 - 4N	1/4	1/4	4.82	4.82	9/16	15.75	37.08
FMA 4 - 6N	1/4	3/8	4.82	4.82	11/16	15.75	37.84
FMA 4 - 8N	1/4	1/2	4.82	4.82	7/8	15.75	43.43
FMA 5 - 2N	5/16	1/8	4.82	6.35	7/16	16.80	32.76
FMA 5 - 4N	5/16	1/4	6.35	6.35	9/16	16.80	38.10
FMA 6 - 2N	3/8	1/8	4.82	7.11	7/16	17.50	33.50
FMA 6 - 4N	3/8	1/4	7.11	7.11	9/16	17.50	38.90
FMA 6 - 6N	3/8	3/8	7.11	7.11	11/16	17.50	39.60
FMA 6 - 8N	3/8	1/2	7.11	7.11	7/8	17.50	45.20
FMA 8 - 4N	1/2	1/4	7.11	9.90	9/16	23.20	44.50
FMA 8 - 6N	1/2	3/8	9.90	9.90	11/16	23.20	45.20
FMA 8 - 8N	1/2	1/2	9.90	9.90	7/8	23.20	50.80
FMA 10 - 6N	5/8	3/8	9.90	12.70	11/16	24.70	47.40
FMA 10 - 8N	5/8	1/2	11.94	12.70	7/8	24.70	52.30
FMA 10 - 12N	5/8	3/4	14.98	12.70	1-1/16	24.70	52.30
FMA 12 - 8N	3/4	1/2	11.94	14.98	7/8	24.70	52.30
FMA 12 - 12N	3/4	3/4	14.98	14.98	1-1/16	24.70	52.30
FMA 12 - 16N	3/4	1	20.32	14.98	1-3/8	24.70	57.91
FMA 14 - 12N	7/8	3/4	14.98	17.27	1-1/16	26.70	54.30
FMA 16 - 12N	1	3/4	15.74	20.32	1-1/16	31.70	58.70
FMA 16 - 16N	1	1	20.32	20.32	1-3/8	31.70	66.00

\* ISO Tapered Threads are available upon request

#### 连接公制FAY-LOK接头和母NPT螺纹

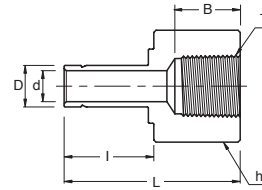
Part No.	Tube O.D. (D)	T* (NPT)	d (Min)	d <sub>1</sub>	Width Across Flat (h)	l	L
FMA 6M - 2N	6	1/8	4.6	4.6	12	15.75	32.8
FMA 6M - 4N	6	1/4	4.6	4.6	14	15.75	38.1
FMA 8M - 4N	8	1/4	6.3	6.3	14	16.50	39.1
FMA 10M - 4N	10	1/4	7.7	7.7	14	17.50	39.9
FMA 10M - 6N	10	3/8	7.7	7.7	18	17.50	40.6
FMA 10M - 8N	10	1/2	11.9	7.7	22	17.50	46.2
FMA 12M - 4N	12	1/4	7.1	9.1	16	23.50	46.5
FMA 12M - 8N	12	1/2	11.9	9.1	22	23.50	52.0
FMA 18M - 12N	18	3/4	15.9	13.9	27	24.90	54.8

\* ISO Tapered Threads are available upon request

• All dimensions in millimeters unless specified as "inch"



**FFA**  
母转接头



连接英制FAY-LOK 接头和公NPT螺纹

型号	管外径 D (inch)	T* (NPT)	d (Min)	宽度 h (inch)	I	L
FFA 2 - 2N	1/8	1/8	2.28	9/16	13.45	31.50
FFA 2 - 4N	1/8	1/4	2.28	3/4	13.45	35.30
FFA 3 - 2N	3/16	1/8	3.04	9/16	14.20	32.00
FFA 3 - 4N	3/16	1/4	3.04	3/4	14.20	35.81
FFA 4 - 2N	1/4	1/8	4.82	9/16	15.75	33.02
FFA 4 - 4N	1/4	1/4	4.82	3/4	15.75	37.10
FFA 4 - 6N	1/4	3/8	4.82	7/8	15.75	39.37
FFA 4 - 8N	1/4	1/2	4.82	1-1/16	15.75	45.50
FFA 5 - 2N	5/16	1/8	6.35	9/16	16.80	34.29
FFA 5 - 4N	5/16	1/4	6.35	3/4	16.80	37.59
FFA 6 - 2N	3/8	1/8	7.11	9/16	17.50	34.29
FFA 6 - 4N	3/8	1/4	7.11	3/4	17.50	38.10
FFA 6 - 6N	3/8	3/8	7.11	7/8	17.50	40.38
FFA 6 - 8N	3/8	1/2	7.11	1-1/16	17.50	46.73
FFA 8 - 4N	1/2	1/4	9.90	3/4	23.20	43.43
FFA 8 - 6N	1/2	3/8	9.90	7/8	23.20	45.46
FFA 8 - 8N	1/2	1/2	9.90	1-1/16	23.20	51.80
FFA 10 - 6N	5/8	3/8	12.70	7/8	24.70	48.26
FFA 10 - 8N	5/8	1/2	12.70	1-1/16	24.70	53.08
FFA 12 - 8N	3/4	1/2	14.98	1-1/16	24.70	52.83
FFA 12 - 12N	3/4	3/4	14.98	1-5/16	24.70	54.86
FFA 12 - 16N	3/4	1	14.98	1-5/8	24.70	58.42
FFA 14 - 12N	7/8	3/4	17.27	1-5/16	26.70	57.15
FFA 16 - 12N	1	3/4	20.32	1-5/16	31.70	60.70
FFA 16 - 16N	1	1	20.32	1-5/8	31.70	64.26

\* ISO Tapered Threads are available upon request


连接公制FAY-LOK 接头和公NPT螺纹

型号	O.D. (D)	T* (NPT)	d (Min)	宽度 (h)	I	L
FFA 3M - 2N	3	1/8	1.8	14	13.15	31.2
FFA 6M - 2N	6	1/8	4.6	14	15.75	32.5
FFA 6M - 4N	6	1/4	4.6	19	15.75	37.1
FFA 8M - 4N	8	1/4	6.3	19	16.50	37.6
FFA 10M - 4N	10	1/4	7.7	19	17.50	38.1
FFA 10M - 6N	10	3/8	7.7	22	17.50	40.1
FFA 10M - 8N	10	1/2	7.7	27	17.50	46.5
FFA 12M - 4N	12	1/4	9.1	19	23.50	43.7
FFA 12M - 6N	12	3/8	9.1	22	23.50	46.0
FFA 12M - 8N	12	1/2	9.1	27	23.50	52.3
FFA 18M - 12N	18	3/4	13.9	32	24.90	54.8

\* ISO Tapered Threads are available upon request

• All dimensions in millimeters unless specified as "inch"

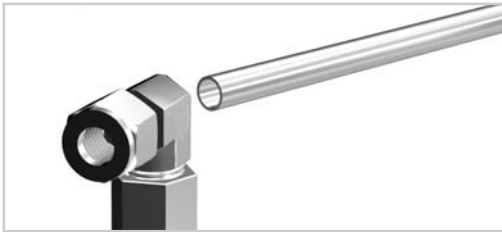
## FAYLOK 转接头对齐问题解决



1. 需要安装接管方向所示，母端口。



3. 在这种情况下连接，仅仅紧固母螺纹，并保持公螺纹稳定。

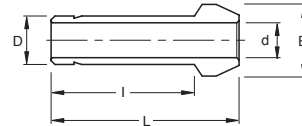


2. 与管道连接，公弯头部位应指向正确的方向。



4. 弯头和管连接时，通过紧缩FAY-LOK卡套，扳手固定弯头指向的方向，然后插入到该直通的另一端弯。

## FPC 端口转接头



连接英制 FAYLOK 管接头

型号	管外径 O.D.(D) (inch)	d (Min)	E	I	L
FPC - 2	1/8	2.28	6.09	15.75	22.35
FPC - 4	1/4	4.82	9.39	18.79	24.63
FPC - 5	5/16	6.35	10.92	20.06	25.90
FPC - 6	3/8	7.11	12.70	20.32	26.16
FPC - 8	1/2	9.90	15.74	25.90	35.81
FPC - 12	3/4	14.98	22.09	27.68	37.33
FPC - 16	1	20.32	28.44	34.54	48.00

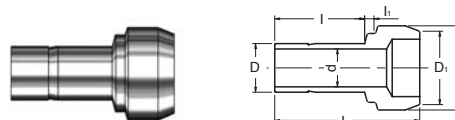
连接英制 FAY-LOK管接头

型号	管外径 O.D.(D)	d (Min)	E	I	L
FPC - 3M	3	2.1	6.0	15.7	22.2
FPC - 6M	6	4.4	9.0	18.7	24.6
FPC - 8M	8	6.3	11.0	20.0	25.9
FPC - 10M	10	8.2	13.1	20.2	26.1
FPC - 12M	12	9.1	15.0	26.0	35.8
FPC - 16M	16	12.7	19.0	27.6	37.4

• All dimensions in millimeters unless specified as "inch"

## FRPC

变径端口转接头

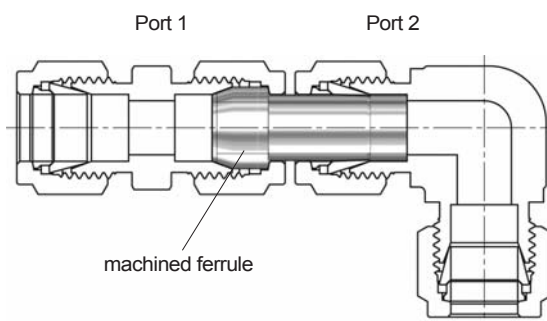


连接英制 FAYLOK 管接头和公AN接头

型号.	管外径 O.D. D <sub>1</sub> (inch)	变径管道 O.D. D (inch)	d	E	L	h	L
FRPC 2 - 1	1/8	1/16	0.76	6.09	8.63	2.03	17.27
FRPC 4 - 1	1/4	1/16	0.76	9.39	8.63	3.55	18.03
FRPC 4 - 2	1/4	1/8	2.28	9.39	13.46	3.30	22.60
FRPC 6 - 2	3/8	1/8	2.28	12.70	13.46	3.81	23.11
FRPC 6 - 4	3/8	1/4	4.82	12.70	15.74	3.30	24.89
FRPC 8 - 4	1/2	1/4	4.82	15.74	15.74	3.81	29.21
FRPC 8 - 6	1/2	3/8	7.11	15.74	17.52	3.30	30.48
FRPC 12 - 8	3/4	1/2	9.90	22.09	24.38	3.81	37.84
FRPC 16 - 8	1	1/2	9.90	28.44	24.38	4.82	42.67
FRPC 16 - 12	1	3/4	14.98	28.44	25.90	4.06	43.43

\* ISO Tapered Threads are available upon request

## Installation Instructions Port Connector

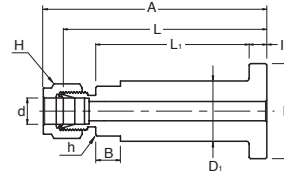



- Remove nut and ferrules from the first of two FAY-LOK ports to be connected.
- Slip nut ( no ferrules) over machined ferrule end of port connector.
- Insert port connector into FAY-LOK port 1 and snug by hand.  
Tighten with wrench 1/4 turn only. For 1/8, 3/16 in., 2, 3, and 4mm tube fittings, tighten only 1/8 turn.  
Subsequent connections are made by tightening slightly with a wrench after snugging the nut by hand.
- Insert other end of port connector into FAY-LOK port 2 and tighten nut 1 1/4 turns from finger-tight.  
For 1/16, 1/8, 3/16 in., 2, 3, and 4mm tube fittings, only 3/4 turn from finger-tight is necessary.

• All dimensions in millimeters unless specified as "inch"

### FFTC

#### 法兰转卡套




#### 连接英制管道

型号.	管外径 Size (inch)	法兰面	尺寸										
			A	B	L <sub>1</sub>	L	I	h (inch)	H (inch)	D	D <sub>1</sub>	d (Min)	
FFTC 4 - SM	1/4	SM	80.8	8.9	56.5	74.9	6.5	11/16	9/16	34.5	21.1	4.8	
FFTC 4 - SR	1/4	SR	80.8	8.9	56.5	74.9	6.5	11/16	9/16	34.5	21.1	4.8	
FFTC 6 - SM	3/8	SM	82.3	8.9	56.5	74.9	6.5	11/16	11/16	34.5	21.1	7.1	
FFTC 6 - SR	3/8	SR	82.3	8.9	56.5	74.9	6.5	11/16	11/16	34.5	21.1	7.1	
FFTC 8 - SM	1/2	SM	85.1	8.9	56.5	74.9	6.5	3/4	7/8	34.5	21.1	10.4	
FFTC 8 - SR	1/2	SR	85.1	8.9	56.5	74.9	6.5	3/4	7/8	34.5	21.1	10.4	


Flange lapped tube connector provides easy joint between process lines and instruments designed for use with lap joint flanges to ANSI B 16.5 or BS 1560

#### 法兰密封

该法兰侧面表面。  
是光滑或齿形密封面  
“ ”



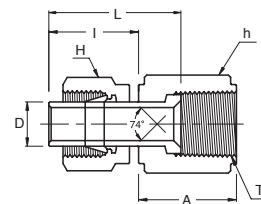
光滑  
标识符: SM



齿形  
标识符: SR

### FAF

#### An 接口

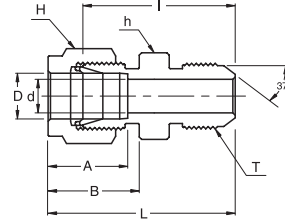


#### 连接英制 FAYLOK 接头和公AN 接头

型号o.	管外径 O.D. D (inch)	AN 管接头 尺寸	直螺纹 T (U)	宽度		A	I	L
				h (inch)	H (inch)			
FAF2 - 2U	1/8	1/8	5/16-24	3/8	7/16	13.71	13.46	18.54
FAF2 - 4U	1/8	1/4	7/16-20	9/16	7/16	15.74	13.46	19.05
FAF4 - 4U	1/4	1/4	7/16-20	9/16	9/16	15.74	15.74	21.33
FAF6 - 6U	3/8	3/8	9/16-18	11/16	11/16	18.28	17.52	24.89
FAF8 - 8U	1/2	1/2	3/4-16	7/8	7/8	21.59	23.11	31.75

• All dimensions in millimeters unless specified as "inch"

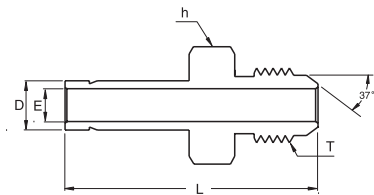

**FAU**  
An 连接直通



连接英制管道和AN接头

型号.	管外径 O.D. D (inch)	AN 接头 尺寸 (inch)	直螺纹 T (U)	d Min	宽度		A	B	I	L
					h (inch)	H (inch)				
FAU 2 - 2U	1/8	1/8	5/16-24	1.52	7/16	7/16	12.70	15.24	25.65	32.25
FAU 2 - 4U	1/8	1/4	7/16-20	2.28	1/2	7/16	12.70	15.24	28.44	35.05
FAU 4 - 4U	1/4	1/4	7/16-20	4.31	1/2	9/16	15.24	17.78	30.22	37.59
FAU 5 - 5U	5/16	5/16	1/2-20	5.84	9/16	5/8	16.25	18.54	30.98	38.35
FAU 6 - 4U	3/8	1/4	7/16-20	4.31	5/8	11/16	16.76	19.30	32.25	39.62
FAU 6 - 6U	3/8	3/8	9/16-18	7.11	5/8	11/16	16.76	19.30	32.25	39.62
FAU 8 - 8U	1/2	1/2	3/4-16	9.90	13/16	7/8	22.86	21.84	35.81	45.97
FAU 12 - 12U	3/4	3/4	1-1/16-12	15.49	1-1/8	1-1/8	24.38	21.84	43.18	53.34
FAU 16 - 16U	1	1	1-5/16-12	21.33	1-3/8	1-1/2	31.24	26.41	49.27	61.46

**FAA**  
An 转接头



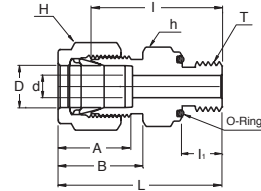
连接英制 FAYLOK 接头和AN 接头

型号.	管外径 O.D. D (inch)	AN 接头 尺寸 (inch)	直螺纹 T (U)	宽度 h (inch)	E	L
FAA 4 - 4U	1/4	1/4	7/16-20	1/2	4.82	37.08
FAA 6 - 4U	3/8	1/4	7/16-20	1/2	7.11	38.86
FAA 6 - 6U	3/8	3/8	9/16-18	5/8	7.11	39.62
FAA 8 - 8U	1/2	1/2	3/4-16	13/16	9.90	48.51
FAA 12 - 12U	3/4	3/4	1-1/16-12	1-1/8	14.98	56.13
FAA 16 - 16U	1	1	1-5/16-12	1-3/8	20.32	65.53

• All dimensions in millimeters unless specified as "inch"

## FOSC

### O型圈密封螺纹转卡套

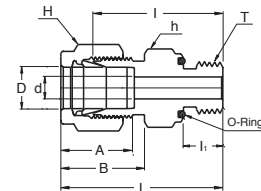


连接英制管道和母直螺纹

型号.	管外径 O.D. D (inch)	直螺纹 T (U)	d Min	宽度		A	B	I	I <sub>1</sub>	L	O-Ring Uniform Size Number
				h (inch)	H (inch)						
FOSC 2 - 2U	1/8	5/16-24	2.28	9/16	7/16	12.70	15.24	26.16	8.63	32.76	-011
FOSC 3 - 3U	3/16	3/8-24	3.05	5/8	1/2	13.71	16.00	27.68	9.65	34.29	-012
FOSC 4 - 4U	1/4	7/16-20	4.82	3/4	9/16	15.24	17.78	30.98	10.41	38.35	-111
FOSC 5 - 5U	5/16	1/2-20	6.35	7/8	5/8	16.25	18.54	33.27	11.17	40.64	-112
FOSC 6 - 6U	3/8	9/16-18	7.11	15/16	11/16	16.76	19.30	35.05	11.93	42.41	-114
FOSC 8 - 8U	1/2	3/4-16	10.41	1-1/8	7/8	22.86	21.84	35.81	11.93	45.97	-116
FOSC 12 - 12U	3/4	1-1/16-12	15.75	1-1/2	1-1/8	24.38	21.84	42.16	14.22	52.32	-215
FOSC 16 - 16U	1	1-5/16-12	22.35	1-3/4	1-1/2	31.24	26.41	45.97	14.22	58.16	-219

## FOPC

### O-型圈螺纹转卡套

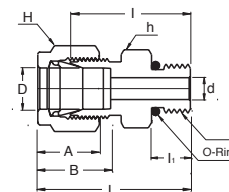


连接英制管道和母NPT螺纹

型号.	管外径 O.D. D (inch)	T* (NPT)	d Min	宽度		A	B	I	I <sub>1</sub>	L	O-Ring Uniform Size Number
				h (inch)	H (inch)						
FOPC 2 - 2N	1/8	1/8	2.28	3/4	7/16	12.70	15.24	26.16	7.11	32.76	-111
FOPC 4 - 2N	1/4	1/8	4.82	3/4	9/16	15.24	17.78	27.68	7.11	35.05	-111
FOPC 4 - 4N	1/4	1/4	4.82	15/16	9/16	15.24	17.78	30.98	9.65	38.35	-113
FOPC 6 - 4N	3/8	1/4	7.11	15/16	11/16	16.76	19.30	32.51	9.65	39.87	-113
FOPC 6 - 6N	3/8	3/8	7.11	1-1/8	11/16	16.76	19.30	34.03	10.41	41.40	-116
FOPC 6 - 8N	3/8	1/2	7.11	1-5/16	11/16	16.76	19.30	39.62	13.46	46.99	-212
FOPC 8 - 8N	1/2	1/2	10.41	1-5/16	7/8	22.86	21.84	39.62	13.46	49.78	-212

• All dimensions in millimeters unless specified as "inch"

**FSMC**  
**SAE/MS 螺纹转卡套**

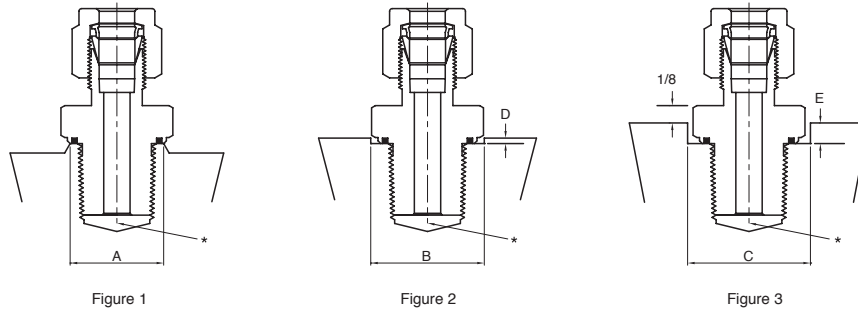


连接英制管道和 **SAE/MS** 螺纹

型号.	管外径 O.D. D (inch)	直螺纹 Thread T (U)	d Min	宽度		A	B	I	h	L	O-Ring Uniform Size Number
				h (inch)	H (inch)						
FSMC 2 - 2U	1/8	5/16-24	2.28	7/16	7/16	12.70	15.24	23.36	7.62	29.97	3-902
FSMC 4 - 4U	1/4	7/16-20	4.82	9/16	9/16	15.24	17.78	26.67	9.14	34.03	3-904
FSMC 4 - 6U	1/4	9/16-18	4.82	11/16	9/16	15.24	17.78	28.19	9.90	35.56	3-906
FSMC 4 - 8U	1/4	3/4-16	4.82	7/8	9/16	15.24	17.78	30.22	11.17	37.59	3-908
FSMC 4 - 10U	1/4	7/8-14	4.82	1	9/16	15.24	17.78	33.27	12.70	40.64	3-910
FSMC 5 - 5U	5/16	1/2-20	6.35	5/8	5/8	16.25	18.54	27.43	9.14	34.79	3-905
FSMC 6 - 4U	3/8	7/16-20	5.08	5/8	11/16	16.76	19.30	28.19	9.14	35.56	3-904
FSMC 6 - 6U	3/8	9/16-18	7.11	11/16	11/16	16.76	19.30	29.71	9.90	37.08	3-906
FSMC 6 - 8U	3/8	3/4-16	7.11	7/8	11/16	16.76	19.30	31.75	11.17	39.11	3-908
FSMC 6 - 10U	3/8	7/8-14	7.11	1	11/16	16.76	19.30	34.79	12.70	42.16	3-910
FSMC 8 - 6U	1/2	9/16-18	7.11	13/16	7/8	22.86	21.84	28.95	9.90	39.11	3-906
FSMC 8 - 8U	1/2	3/4-16	10.41	7/8	7/8	22.86	21.84	31.75	11.17	41.91	3-908
FSMC 8 - 10U	1/2	7/8-14	10.41	1	7/8	22.86	21.84	34.79	12.70	44.95	3-910
FSMC 8 - 12U	1/2	1-1/16-12	10.41	1-1/4	7/8	22.86	21.84	38.86	14.98	49.02	3-912
FSMC 10 - 8U	5/8	3/4-16	10.66	15/16	1	24.38	21.84	31.75	11.17	41.91	3-908
FSMC 10 - 10U	5/8	7/8-14	12.70	1	1	24.38	21.84	35.05	12.70	45.21	3-910
FSMC 12 - 8U	3/4	3/4-16	10.66	1-1/16	1-1/8	24.38	21.84	35.81	11.17	45.97	3-908
FSMC 12 - 12U	3/4	1-1/16-12	15.74	1-1/4	1-1/8	24.38	21.84	38.86	14.98	49.02	3-912
FSMC 14 - 14U	7/8	1-3/16-12	18.28	1-3/8	1-1/4	25.90	21.84	38.86	14.98	49.02	3-914
FSMC 16 - 12U	1	1-1/16-12	16.76	1-3/8	1-1/2	31.24	26.41	41.14	14.98	53.34	3-912
FSMC 16 - 16U	1	1-5/16-12	22.35	1-1/2	1-1/2	31.24	26.41	42.16	14.98	54.35	3-916

• All dimensions in millimeters unless specified as "inch"

### O-型圈外径安装尺寸



\*ALLOW CLEARANCE FOR FULL THREAD

#### ■ 安装说明

为了防止接头与FAY-LOK O型密封件，由于按转问题泄漏，当安装O型密封件是，垫圈应垂直其轴线位置，然后旋进螺母，直到手指紧。经过手指拧紧垫圈1/4圈后，在用扳手紧一下。

When connecting the tubing to the FAY-LOK connector, always use a back-up wrench on the O-Seal fitting hex so it does not turn while the nut is being tightened. Also use a back-up wrench when disconnecting a tubing connection.

For a raised surface, such as Figure 1, it is recommended that the flat surface have a diameter at least as large as dimension “A” for the various size O-Seal fittings. This diameter is sufficient to allow metal-to-metal contact outside of the O-Ring sealing diameter and to prevent O-Ring extrusion at high pressure.

Figure 2 is an O-Seal fitting using with a counter bored or recessed hole. In this case, the diameter “B” is sufficient to allow the round shoulder of the O-seal to clear for proper installation. “D” gives the maximum depth that can be used with this diameter.

Figure 3 shows the usage at deeper grooved or concaved area and “E” is the maximum depth that will allow a thin wrench(1/8”)to hold the O-Seal fitting while the FAY-LOK connection is made to the tubing. The diameter “C” is sufficient to allow the hex of the fitting to turn in the recessed hole.

型号	直螺纹	管螺纹	A Min. Dia.	B Min. Dia.	C Min. Dia.	D Min. Dia.	E Min. Dia.
FOSC 1 - 2U	5/16-24	-	12.7	15.0	16.8	2.3	4.1
FOSC 2 - 2U	5/16-24	-	12.7	15.0	16.8	2.3	5.6
FOPC 2 - 2N	-	1/8 NPT	17.5	19.8	22.4	4.1	7.1
FOSC 3 - 3U	3/8-24	-	14.2	16.8	19.1	2.3	5.6
FOSC 4 - 4U	7/16-20	-	17.5	19.8	22.4	4.1	7.1
FOPC 4 - 2N	-	1/8 NPT	17.5	19.8	22.4	4.1	7.1
FOPC 4 - 4N	-	1/4 NPT	22.1	24.6	27.7	4.1	7.9
FOSC 5 - 5U	1/2-20	-	19.1	23.1	26.2	4.1	7.9
FOSC 6 - 6U	9/16-18	-	20.6	24.6	27.7	4.1	7.9
FOPC 6 - 4N	-	1/4 NPT	22.1	24.6	27.7	4.1	7.9
FOPC 6 - 6N	-	3/8 NPT	25.4	29.5	33.3	4.1	8.6
FOPC 6 - 8N	-	1/2 NPT	31.0	34.0	38.9	5.6	11.2
FOSC 8 - 8U	3/4-16	-	25.4	29.5	33.3	4.1	8.6
FOPC 8 - 8N	-	1/2 NPT	31.0	34.0	38.9	5.6	11.2
FOSC 12 - 12U	1-1/16-12	-	35.8	38.9	44.5	5.6	12.7
FOSC 16 - 16U	1-5/16-12	-	42.9	45.2	51.6	5.6	14.2

Dimensions are for reference only and are subject to change.

• All dimensions in millimeters unless specified as “inch”



## SAE/MS Straight Thread Positionable Elbows and Tees

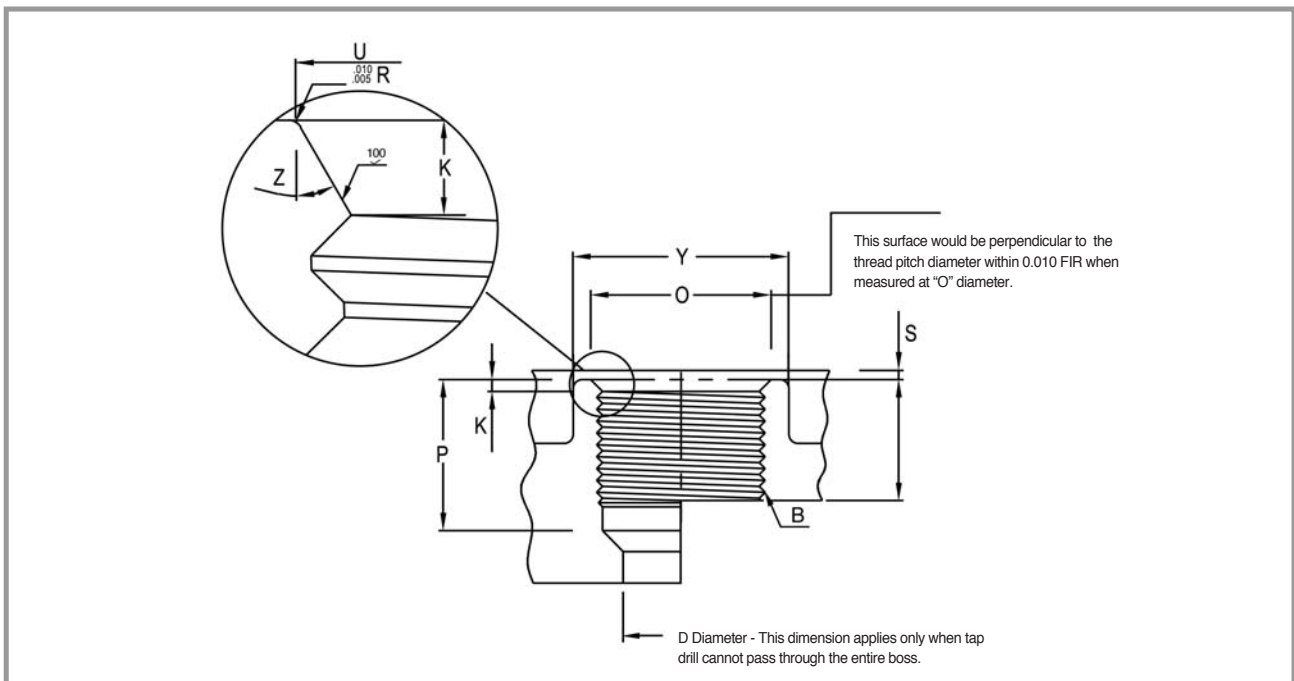
### Installation instructions

1. Lubricate O-Ring with the lubricant which is applicable for the system fluid, environment and O-Ring material. (Standard O-Ring materials is viton. Other O-Ring materials are also available).
2. Turn the fittings into the straight thread boss until the metal back-up washer contacts the face of the boss. At this moment, O-Ring gets into inclined groove.
3. Until FAY-LOK's end is oriented in the proper direction, position the fittings by turning to counter clockwise. (no more than 1 turning)
4. Until the washer contacts to the face of the bosses, tighten the fittings with wrench and back-up wrench.



※ Note: SAE/MS's POSITIONABLE TEE and ELBOWS shall be compatible with SAE J1926, MS16142, or O-Ring female straight thread for JIS boss.

### SAE/MS 内部直螺纹



- O : This surface would be perpendicular to the thread pitch diameter within 0.010 FIR when measured at "O" diameter.
- D : This dimension applies only when tap drill cannot pass through the entire boss.

• All dimensions in millimeters unless specified as "inch"

### SAE/MS 螺纹数据

		B / 直螺纹				D Dia	Full Thread Depth	K	O Dia	P <sup>④</sup>	S <sup>②③</sup>	U <sup>①</sup> Dia	Y <sup>①</sup> Dia	Z
.管外径 Tube.O.D	螺纹尺寸	Pitch Dia		Minor Dia										
		Min	Max	Min	Max	Min	Min	+0.015 -0.000	Min	Min	Min	Max	±1 Deq	
1/8	5/16 - 24	0.2854	0.2902	0.267	0.277	0.062	0.390	0.074	0.438	0.468	0.062	0.358	0.672	12
3/16	3/8 - 24	0.3479	0.3528	0.330	0.340	0.125	0.390	0.074	0.500	0.468	0.062	0.421	0.750	12
1/4	7/16 - 20	0.4050	0.4104	0.383	0.395	0.172	0.454	0.093	0.563	0.547	0.062	0.487	0.828	12
5/16	1/2 - 20	0.4675	0.4731	0.446	0.457	0.234	0.454	0.093	0.625	0.547	0.062	0.550	0.906	12
3/8	9/16 - 18	0.5624	0.5323	0.502	0.515	0.297	0.500	0.097	0.688	0.609	0.062	0.616	0.969	12
1/2	3/4 - 16	0.7094	0.7159	0.682	0.696	0.391	0.562	0.100	0.875	0.688	0.094	0.811	1.188	15
5/8	7/8 - 14	0.8286	0.8356	0.798	0.614	0.484	0.656	0.100	1.000	0.781	0.094	0.942	1.344	15
3/4	1 1/16 - 12	1.0084	1.0158	0.972	0.990	0.609	0.750	1.130	1.250	0.906	0.094	1.148	1.625	15
7/8	1 3/16 - 12	1.1334	1.1409	1.097	1.115	0.719	0.750	1.130	1.375	0.906	0.094	1.273	1.765	15
1	1 5/16 - 12	1.2584	1.2659	1.222	1.240	0.844	0.750	0.130	1.500	0.906	0.125	1.398	1.910	15
1 1/4	1 5/8 - 12	1.5709	1.5785	1.535	1.553	1.078	0.750	0.132	1.875	0.906	0.125	1.713	2.270	15
1 1/2	1 7/8 - 12	1.8209	1.8287	1.785	1.803	1.312	0.750	0.132	2.125	0.906	0.125	1.962	2.560	15
2	2 1/2 - 12	2.4459	2.4540	2.410	2.428	1.781	0.750	0.132	2.750	0.906	0.125	2.587	3.480	15














- ① Diameter U shall be concentric with thread pitch diameter within 0.005 full indicator reading (FIR) and shall be free from longitudinal and spiral tool marks. Annular tool marks shall be less than 100micro inches.
- ② This is the maximum recommended spotface depth to permit sufficient wrench grip for proper tightening of the fitting or locknut
- ③ If the surface of boss surface is machined, dimensions Y and S does not need to be applied.
- ④ Bottoming tap shall be used to satisfy the tap drill depth. Where standard taps are used, the drill depths must be increased accordingly

### SAE/MS 接头O-型圈

螺纹尺寸	内部尺寸 (mm)	截面 (mm)	O-型圈尺寸 Size No.	螺纹尺寸	内部尺寸 (mm)	截面 (mm)	O-型圈尺寸
5/16-24	6.07	1.63	3-902	3/4-16	16.36	2.21	3-908
3/8-24	7.65	1.63	3-903	7/8-14	19.18	2.46	3-910
7/16-20	8.92	1.83	3-904	1-1/16-12	23.47	2.95	3-912
1/2-20	10.52	1.83	3-905	1-3/16-12	26.59	2.95	3-914
9/16-18	11.89	1.98	3-906	1-5/16-12	29.74	2.95	3-916

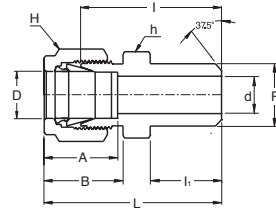
• All dimensions in millimeters unless specified as "inch"

# Weld End, Plug & Cap, Spare Part

WELD END	
<b>FPWC</b> 焊接管转卡套 page 64	
<b>FMPWE</b> 焊接转卡套弯头 page 65	
<b>FSWC</b> 承插焊转卡套 page 65	
<b>FSWE</b> 插焊转卡套弯头 page 65	
PLUG & CAP	
<b>FP</b> 堵头 page 66	
<b>FC</b> 堵头 page 66	
SPARE PART	
<b>FN</b> 螺母 page 67	
<b>FFF</b> 前卡芯 page 67	
<b>FBF</b> 后卡芯 page 68	
<b>FFS</b> 卡芯一套 page 68	
<b>FI</b> 填塞 page 68	
<b>FBR</b> 穿板固定环 page 69	
<b>FVP</b> 排放接头 page 69	



**FPWC**  
焊接转卡套



连接英制管道和焊接管

型号	管外径 O.D. D (inch)	焊接管尺寸 p		d Min	宽度		A	B	I	li	L
		Nom.	O.D.		h (inch)	H (inch)					
FPWC 2 - 2P	1/8	1/8	10.30	2.28	7/16	7/16	12.70	15.24	23.87	9.65	30.48
FPWC 3 - 2P	3/16	1/8	10.30	3.04	7/16	1/2	13.71	16.00	24.63	9.65	31.24
FPWC 4 - 2P	1/4	1/8	10.30	4.82	1/2	9/16	15.24	17.78	25.40	9.65	32.76
FPWC 4 - 4P	1/4	1/4	13.70	4.82	9/16	9/16	15.24	17.78	30.48	14.22	37.84
FPWC 5 - 2P	5/16	1/8	10.30	5.08	9/16	5/8	16.25	18.54	26.67	9.65	34.03
FPWC 5 - 4P	5/16	1/4	13.70	6.35	9/16	5/8	16.25	18.54	31.24	14.22	38.60
FPWC 6 - 4P	3/8	1/4	13.70	7.11	5/8	11/16	16.76	19.30	32.51	14.22	39.87
FPWC 6 - 6P	3/8	3/8	17.10	7.11	11/16	11/16	16.76	19.30	32.51	14.22	39.87
FPWC 6 - 8P	3/8	1/2	21.30	7.11	7/8	11/16	16.76	19.30	38.86	19.05	46.22
FPWC 8 - 6P	1/2	3/8	17.10	10.41	13/16	7/8	22.86	21.84	33.27	14.22	43.43
FPWC 8 - 8P	1/2	1/2	21.30	10.41	7/8	7/8	22.86	21.84	38.86	19.05	49.02
FPWC 8 - 12P	1/2	3/4	26.67	10.41	1-1/16	7/8	22.86	21.84	40.38	19.05	50.54
FPWC 10 - 8P	5/8	1/2	21.30	12.70	15/16	1	24.38	21.84	38.86	19.05	49.02
FPWC 12 - 12P	3/4	3/4	26.67	15.74	1-1/16	1-1/8	24.38	21.84	40.38	19.05	50.54
FPWC 16 - 16P	1	1	33.40	22.35	1-3/8	1-1/2	31.24	26.41	50.03	23.87	62.23

连接公制管道和焊接管

型号	管道 O.D. D	焊接管尺寸 p		d Min	宽度		A	B	I	li	L
		Nom.	O.D.		h	H					
FPWC 3M - 2P	3	1/8	10.3	2.4	12	12	12.9	15.3	23.9	9.7	30.5
FPWC 4M - 2P	4	1/8	10.3	2.4	12	12	13.7	16.1	24.6	9.7	31.2
FPWC 6M - 2P	6	1/8	10.3	4.8	14	14	15.3	17.7	25.4	9.7	32.8
FPWC 6M - 4P	6	1/4	13.7	4.8	14	14	15.3	17.7	30.5	14.2	37.9
FPWC 8M - 2P	8	1/8	10.3	5.1	15	16	16.2	18.6	26.7	9.7	34.2
FPWC 8M - 4P	8	1/4	13.7	6.4	15	16	16.2	18.6	31.2	14.2	38.7
FPWC 8M - 8P	8	1/2	21.3	6.4	22	16	16.2	18.6	38.1	19.0	45.6
FPWC 10M - 4P	10	1/4	13.7	7.1	18	19	17.2	19.5	33.3	14.2	40.9
FPWC 10M - 6P	10	3/8	17.1	7.9	18	19	17.2	19.5	33.3	14.2	40.9
FPWC 10M - 8P	10	1/2	21.3	7.9	22	19	17.2	19.5	38.9	19.0	46.5
FPWC 12M - 4P	12	1/4	13.7	7.1	22	22	22.8	22.0	33.3	14.2	43.4
FPWC 12M - 6P	12	3/8	17.1	9.5	22	22	22.8	22.0	33.3	14.2	43.4
FPWC 12M - 8P	12	1/2	21.3	9.5	22	22	22.8	22.0	38.9	19.0	49.0
FPWC 15M - 8P	15	1/2	21.3	11.9	24	25	24.4	22.0	38.9	19.0	49.0
FPWC 16M - 8P	16	1/2	21.3	12.7	24	25	24.4	22.0	38.9	19.0	49.0
FPWC 18M - 8P	18	1/2	21.3	13.5	27	30	24.4	22.0	40.4	19.0	50.5

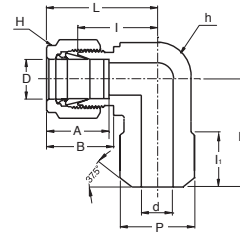
Note : FAYLOK weld ends are constructed per schedule 80 wall thickness or greater. Weld End : ANSI B31.1 and B31.3

**Weld end FAYLOK Usage Informations :**

- Do weld after removing nut and ferrules from body to protect them from weld heat.
- Do protect thread end or pot and seat area of FAYLOK body with another nut and plug.(for easy disassembly just finger tighten it)
- Correct weld procedure is required during welding and after weld completion. suitable heat treatment must be carried out in accordance with industry or your own standard.

• All dimensions in millimeters unless specified as "inch"

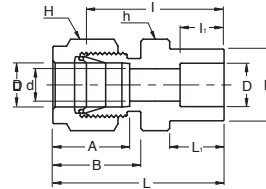
**FMPWE**  
焊接转卡套弯头



连接英制管道和焊接管

型号.	管外径 O.D.		d Min	宽度		A	B	I	I <sub>1</sub>	L	L <sub>1</sub>	
	D (inch)	Nom.		O.D.	h (inch)							H (inch)
FMPWE 4 - 4P	1/4	1/4	13.70	4.82	1/2	9/16	15.24	17.78	19.55	14.22	26.90	23.37
FMPWE 6 - 4P	3/8	1/4	13.70	7.11	5/8	11/16	16.76	19.30	23.11	14.22	30.48	25.40
FMPWE 8 - 8P	1/2	1/2	21.30	10.41	13/16	7/8	22.86	21.84	25.90	19.05	36.06	33.02

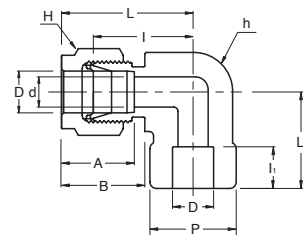
**FSWC**  
承插焊转卡套



连接英制管道和焊接管

型号.	管外径 O.D. D (inch)	d Min	P	宽度		A	B	I	I <sub>1</sub>	L	L <sub>1</sub>
				h (inch)	H (inch)						
FSWC - 2	1/8	2.28	7.87	7/16	7/16	12.70	15.24	22.35	6.35	28.95	8.63
FSWC - 4	1/4	4.82	11.17	1/2	9/16	15.24	17.78	26.16	7.87	33.52	10.41
FSWC - 6	3/8	7.11	15.74	5/8	11/16	16.76	19.30	30.22	9.65	37.59	11.93
FSWC - 8	1/2	10.41	19.05	13/16	7/8	22.86	21.84	30.98	12.70	41.14	11.93
FSWC - 12	3/4	15.74	26.67	1-1/16	1-1/8	24.38	21.84	33.27	14.22	43.43	11.93
FSWC - 16	1	22.35	33.27	1-3/8	1-1/2	31.24	26.41	40.38	19.05	52.57	14.22

**FSWE**  
承插焊转卡套弯头

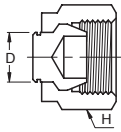


连接英制管道和焊接管

型号	管外径 O.D. D (inch)	d Min	P	宽度		A	B	I	I <sub>1</sub>	L	L <sub>1</sub>
				h (inch)	H (inch)						
FSWE - 4	1/4	4.82	12.70	1/2	9/16	15.24	17.78	19.55	7.87	26.92	19.55
FSWE - 6	3/8	7.11	15.75	5/8	11/16	16.76	19.30	23.11	9.65	30.48	23.11
FSWE - 8	1/2	10.41	20.57	13/16	7/8	22.86	21.84	25.90	12.70	36.06	25.90
FSWE - 12	3/4	15.74	26.92	1-1/16	1-1/8	24.38	21.84	29.71	14.22	39.87	29.71
FSWE - 16	1	22.35	35.05	1-3/8	1-1/2	31.24	26.41	36.83	19.05	49.02	36.83

• All dimensions in millimeters unless specified as "inch"

### FP 堵头



Plug provides plugging fitting port

Installation instruction

1. With wrench, 1/4 turn from finger-tight position. (1/8 turn for 1/8", 3/16", 2, 3, 4 size plug)
2. Remove nut and ferrules from body

### 英制

型号.	管外径O.D. D (inch)	宽度 H (inch)	型号.	管外径O.D. D (inch)	宽度 H (inch)
FP - 2	1/8	7/16	FP - 8	1/2	7/8
FP - 3	3/16	1/2	FP - 10	5/8	1
FP - 4	1/4	9/16	FP - 12	3/4	1-1/8
FP - 5	5/16	5/8	FP - 14	7/8	1-1/4
FP - 6	3/8	11/16	FP - 16	1	1-1/2

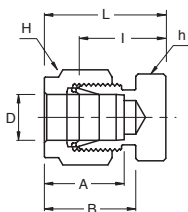
Plugs Unused port of Metric **FAYLOK** fittings

### 公制

型号.	管外径O.D. D	宽度 H	型号.	管外径O.D. D	宽度 H
FP - 2M	2	12	FP - 15M	15	25
FP - 3M	3	12	FP - 16M	16	25
FP - 4M	4	12	FP - 18M	18	30
FP - 6M	6	14	FP - 20M	20	32
FP - 8M	8	16	FP - 22M	22	32
FP - 10M	10	19	FP - 25M	25	38
FP - 12M	12	22			

Plugs Unused port of Fractional **FAYLOK** fittings

### FC 堵头



Installation instruction

1. With wrench, 1-1/4 turn from finger-tight position. (3/4 turn for 1/8", 3/16", 3mm, 4mm)
2. Insert tube end into cap

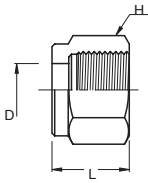
### 连接英制管道末端

型号.	管外径O.D. D (inch)	宽度		A	B	I	L
		h (inch)	H (inch)				
FC - 1	1/16	5/16	5/16	8.63	10.92	11.20	14.98
FC - 2	1/8	7/16	7/16	12.70	15.24	13.46	20.06
FC - 3	3/16	7/16	1/2	13.71	16.00	14.73	21.33
FC - 4	1/4	1/2	9/16	15.24	17.78	16.00	23.36
FC - 5	5/16	9/16	5/8	16.25	18.54	17.01	24.38
FC - 6	3/8	5/8	11/16	16.76	19.30	18.28	25.65
FC - 8	1/2	13/16	7/8	22.86	21.84	19.05	29.21
FC - 10	5/8	15/16	1	24.38	21.84	19.81	29.97
FC - 12	3/4	1-1/16	1-1/8	24.38	21.84	21.33	31.49
FC - 14	7/8	1-3/16	1-1/4	25.90	21.84	23.87	34.03
FC - 16	1	1-3/8	1/1/2	31.24	26.41	26.16	38.35

### 连接公制管道

型号.	管外径O.D. D	宽度		A	B	I	L	型号.	管外径O.D. D	宽度		A	B	I	L
		h	H							h	H				
FC - 2M	2	12	12	12.9	15.3	13.5	20.1	FC - 15M	15	24	25	24.4	22.0	19.8	29.9
FC - 3M	3	12	12	12.9	15.3	13.5	20.1	FC - 16M	16	24	25	24.4	22.0	19.8	29.9
FC - 4M	4	12	12	13.7	16.1	14.7	21.3	FC - 18M	18	27	30	24.4	22.0	21.3	31.4
FC - 6M	6	14	14	15.3	17.7	15.7	23.1	FC - 20M	20	30	32	26.0	22.0	23.9	34.0
FC - 8M	8	15	16	16.2	18.6	17.0	24.5	FC - 22M	22	30	32	26.0	22.0	23.9	34.0
FC - 10M	10	18	19	17.2	19.5	19.0	26.6	FC - 25M	25	35	38	31.3	26.5	26.2	38.5
FC - 12M	12	22	22	22.8	22.0	19.0	29.1								

**FN**  
螺母



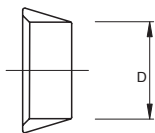
英制

型号.	管外径O.D. D (inch)	宽度 H (inch)	L	型号.	管外径O.D. D (inch)	宽度 H (inch)	L
FN - 1	1/16	5/16	7.90	FN - 8	1/2	7/8	17.52
FN - 2	1/8	7/16	11.93	FN - 10	5/8	1	17.52
FN - 3	3/16	1/2	11.93	FN - 12	3/4	1-1/8	17.52
FN - 4	1/4	9/16	12.70	FN - 14	7/8	1-1/4	17.52
FN - 5	5/16	5/8	13.46	FN - 16	1	1-1/2	20.6
FN - 6	3/8	11/16	14.22				

公制

型号.	管外径O.D. D	宽度 H	L	型号.	管外径O.D. D	宽度 H	L
FN - 2M	2	12	11.9	FN - 14M	14	25	17.4
FN - 3M	3	12	11.9	FN - 15M	15	25	17.4
FN - 4M	4	12	11.9	FN - 16M	16	25	17.4
FN - 6M	6	14	12.7	FN - 18M	18	30	17.4
FN - 8M	8	16	13.5	FN - 20M	20	32	17.4
FN - 10M	10	19	15.1	FN - 22M	22	32	17.4
FN - 12M	12	22	17.4	FN - 25M	25	38	20.6

**FFF**  
前卡芯



英制

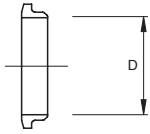
型号.	管外径O.D. D (inch)	型号.	管外径O.D. D (inch)
FFF - 1	1/16	FFF - 8	1/2
FFF - 2	1/8	FFF - 10	5/8
FFF - 3	3/16	FFF - 12	3/4
FFF - 4	1/4	FFF - 14	7/8
FFF - 5	5/16	FFF - 16	1
FFF - 6	3/8		

公制

型号.	管外径O.D. D	型号.	管外径O.D. D
FFF - 2M	2	FFF - 14M	14
FFF - 3M	3	FFF - 15M	15
FFF - 4M	4	FFF - 16M	16
FFF - 6M	6	FFF - 18M	18
FFF - 8M	8	FFF - 20M	20
FFF - 10M	10	FFF - 22M	22
FFF - 12M	12	FFF - 25M	25

• All dimensions in millimeters unless specified as "inch"

### FBF 后卡芯



#### 英制

型号.	管外径O.D. D (inch)	型号.	管外径O.D. D (inch)	型号.	管外径O.D. D (inch)
FBF - 1	1/16	FBF - 5	5/16	SBF - 12	3/4
FBF - 2	1/8	FBF - 6	3/8	SBF - 14	7/8
FBF - 3	3/16	FBF - 8	1/2	SBF - 16	1
FBF - 4	1/4	FBF - 10	5/8		

#### 公制

型号.	管外径O.D. D	型号.	管外径O.D. D	型号.	管外径O.D. D
FBF - 2M	2	FBF - 10M	10	SBF - 18M	18
FBF - 3M	3	FBF - 12M	12	SBF - 20M	20
FBF - 4M	4	FBF - 14M	14	SBF - 22M	22
FBF - 6M	6	FBF - 15M	15	SBF - 25M	25
FBF - 8M	8	FBF - 16M	16		

### FFS “卡芯一套”



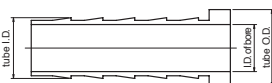
#### 英制

型号.	管外径O.D. D (inch)	型号.	管外径O.D. D (inch)	型号.	管外径O.D. D (inch)
FFS - 1	1/16	FFS - 5	5/16	SFS - 12	3/4
FFS - 2	1/8	FFS - 6	3/8	SFS - 14	7/8
FFS - 3	3/16	FFS - 8	1/2	SFS - 16	1
FFS - 4	1/4	FFS - 10	5/8		

#### 公制

型号.	管外径O.D. D	型号.	管外径O.D. D	型号.	管外径O.D. D
FFS - 2M	2	FFS - 10M	10	SFS - 20M	20
FFS - 3M	3	FFS - 12M	12	SFS - 22M	22
FFS - 4M	4	FFS - 15M	15	SFS - 25M	25
FFS - 6M	6	FFS - 16M	16		
FFS - 8M	8	FFS - 18M	18		

### FI 旋塞

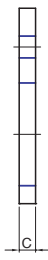
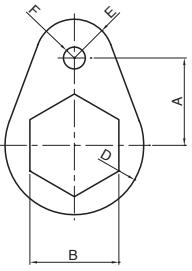


#### 英制

型号.	管外径O.D. (inch)	管内径I.D. (inch)	孔内径 (mm)	型号.	管外径O.D. (inch)	管内径I.D. (inch)	孔内径 (mm)
FI 3 - 2	3/16	1/8	2.28	FI 8 - 4	1/2	1/4	4.82
FI 4 - 2	1/4	1/8	2.28	FI 8 - 6	1/2	3/8	7.87
FI 4 - 3	1/4	3/16	3.55	FI 10 - 6	5/8	3/8	7.87
FI 5 - 2	5/16	1/8	2.28	FI 10 - 8	5/8	1/2	11.17
FI 5 - 3	5/16	3/16	3.04	FI 12 - 8	3/4	1/2	11.17
FI 5 - 4	5/16	1/4	4.82	FI 12 - 10	3/4	5/8	14.22
FI 6 - 3	3/8	3/16	3.04	FI 16 - 12	1	3/4	17.52
FI 6 - 4	3/8	1/4	4.82				



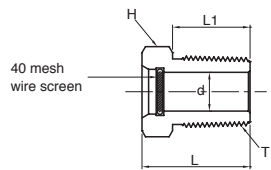
**FBR**  
穿板固定环



型号.	A	B	C	D	E	F	Drill Hole Dia.
FBHU 1-RE	3/8	5/16	1/8	5/16	5/32	5/32	3.05
FBHU 2-RE	1/2	1/2	1/8	13/32	7/32	5/32	3.05
FBHU 3-RE ①	9/16	9/16	1/8	15/32	1/4	5/32	3.05
FBHU 4-RE ②	5/8	5/8	1/8	1/2	9/32	5/32	3.05
FBHU 5-RE	1/16	11/16	1/8	9/16	5/16	5/32	3.05
FBHU 6-RE	3/4	3/4	1/8	5/8	11/32	5/32	3.05
FBHU 8-RE ③	15/16	15/16	1/8	3/4	13/32	7/32	3.66
FBHU 10-RE ④	1	1-1/16	1/8	13/16	13/32	7/32	3.66
FBHU 12-RE ⑤	1-1/16	1-3/16	1/8	29/32	15/32	7/32	3.66
FBHU 14-RE	1-1/8	1-5/16	1/8	1-1/32	17/32	7/32	3.66
FBHU 16-RE	1-9/32	1-5/8	1/8	1-5/32	9/16	7/32	3.66
FBHU 8-RE	11/16	18 mm	1/8	9/16	5/16	5/32	3.05
FBHU 10-RE	15/16	22 mm	1/8	3/4	13/32	7/32	3.66

- ① Can be used with 3mm and 4mm bulkheads
- ② Can be used with 6mm bulkheads
- ③ Can be used with 12mm bulkheads
- ④ Can be used with 15mm and 16mm bulkheads
- ⑤ Can be used with 18mm bulkheads

**FVP**  
放散接头



型号.	T	L	L1	d	H
FVP - 4N	1/4	19.81	14.22	7.11	9/16
FVP - 6N	3/8	20.57	14.22	10.41	11/16
FVP - 8N	1/2	26.16	19.05	12.70	7/8
FVP - 12N	3/4	26.92	19.05	18.29	1-1/16

• All dimensions in millimeters unless specified as "inch"